

Duncan Funding 2015-1 Plc

Monthly Report December 2016



General Information

Distribution Date	20 January 2017
Reporting/ Collection Period	1 December 2016 - 31 December 2016
Accrual Period	19 December 2016 - 16 March 2017
Number of days in interest period	88
Last Payment Date	19 December 2016
Next Payment Date	17 March 2017
Index	3m £ LIBOR; 3m EURIBOR
Portfolio Currency	GBP (£)

Additional Information

Prospectus	www.tsb.co.uk/investors/debt-investors/securitisation
Investor Reporting	www.tsb.co.uk/investors/debt-investors/securitisation
Transaction Documentation	https://boeportal.co.uk/GlobalPortal/Account/Login.aspx
Loan Level Reporting	https://boeportal.co.uk/GlobalPortal/Account/Login.aspx
Cashflow Model	https://boeportal.co.uk/GlobalPortal/Account/Login.aspx

Transaction Counterparties

Issuer	Duncan Funding 2015-1 Plc
Issuer LEI Code	213800XMZKAIQGTU714
Seller	TSB Bank Plc
Security / Note Trustee	Citicorp Trustee Company Limited
Share Trustee	Intertrust Corporate Services Limited
Agent Bank and Principal Paying Agent	HSBC Bank Plc
Issuer and Swap Collateral Account Bank	HSBC Bank Plc
Cash Manager	TSB Bank Plc
Collection Account Bank	Lloyds Bank Plc
Corporate Services Provider	Intertrust Management Limited
Servicer	TSB Bank Plc
Start Up Loan Provider	TSB Bank Plc
Interest Rate and Currency Swap Provider	Natixis
Back-Up Facilitator	Intertrust Management Limited
Arranger	Merrill Lynch International
Lead Managers	Banco de Sabadell SA/Bank of America Merrill Lynch/Barclays Bank plc
Subordinated Note Registrar	TSB Bank Plc

Monthly Report Content

General information	Page 1
Portfolio Characteristics	Page 3
Mortgage Assets Data	Page 4 to Page 6
Capital Structure	Page 7
Credit Enhancement	Page 8
Swaps	Page 9
Waterfall	Page 10
Ledgers	Page 11
Ratings and Triggers	Page 12 to Page 14
Glossary and Definitions	Page 15 to Page 16

Contact Details

Steve Vance	Head of Secured Funding	+44 1452 373701	steve.vance@tsb.co.uk
Cordelia Satchell	Secured Funding Senior Manager	+44 2070 039173	cordelia.satchell@tsb.co.uk
Olya Chappell	Secured Funding Manager	+44 1452 375302	olya.chappell@tsb.co.uk securedfunding@tsb.co.uk

Contact Details

TSB Bank Plc Registered Address	Henry Duncan House, 120 George Street, Edinburgh EH2 4LH
TSB Bank Plc Address for Correspondence	Barnwood 2, Barnett Way, Gloucester, GL4 3RL



Duncan Funding 2015-1 Plc - Monthly Report December 2016

Disclaimer

This document should not be distributed in the United States or to U.S. persons as defined in Regulation S of the U.S. Securities Act of 1933, as amended.



The notes were awarded a quality label by the Prime Collateralised Securities initiative (PCS) on 12 November 2015. For further information on PCS and the label see www.pcsmarket.org. As a condition of being awarded the label, TSB Bank plc has agreed to make the following disclosures.

PCS Disclosure

In relation to the representations warranties and undertakings required pursuant to item 1 (d) (viii) of the PCS Rulebook please refer to the Originator's Certificate and Prospectus.

The information and documents required by PCS Eligibility Criteria 3(b)(vii)(A) and disclosed in "Listing and General Information", paragraph 9, page 228-229 of the Prospectus shall be made available until the date the last note is redeemed in full. The transaction documents are also available at <https://boeportal.co.uk/GlobalPortal/Account/Login.aspx>. Loan level data relating to the pool is also available at the aforementioned website and is updated on a quarterly basis. Such information will remain available until the date the last note is redeemed in full.

At the date of the issuance of the notes, a cash flow model for the transaction was made available on the third-party, proprietary services offered by Intex and ABSnet. TSB Bank plc has not endorsed and does not accept any responsibility for such third-party models. The liability only cash flow model required by the Bank of England Market Notice dated 30 November 2010 is available at <https://boeportal.co.uk/GlobalPortal/Account/Login.aspx>. At least one such cash flow model will remain available until the date the last note is redeemed in full.

Legal Disclaimer

The following document has been prepared by TSB Bank plc. The document is provided to you for information purposes only. The document is not intended as an offer or solicitation for the purchase or sale of any financial instrument and does not comprise a prospectus for the purposes of the EU directive 2003/71/EC and/or Part VI of the Financial Services and Markets Act 2000 of the United Kingdom or otherwise.

Whilst every effort has been taken to ensure that the document is accurate, current, complete, fit for its intended purpose and compliant with the relevant United Kingdom legislation and regulations as the date of issue, TSB Bank plc does not warrant that this document is accurate, current, complete, fit for its intended purpose and compliant with the relevant United Kingdom legislation and regulations as errors might occur due to circumstances which are beyond our control. In particular, TSB Bank plc does not warrant that any market data or prices are complete or accurate.

Any opinions or estimates expressed in the document may be subject to change without notice and TSB Bank plc is under no obligation to update its opinions, estimates or other of its affiliates, accept any liability whatsoever for any direct or consequential loss arising from any use of this document or its contents. Investors should not subscribe for any securities referred to herein except on the basis of information contained in the prospectus.

Please remember that past performance is not necessarily a guide to future performance. The value of instruments and the income from them can go down as well as up. Columns stating percentage amounts may not add to 100% due to rounding.

This document is also available for downloading in Excel and PDF format from www.tsb.co.uk/investors/debt-investors/securitisation. In the event of any differences in the data between the Excel and PDF formats of the report, the PDF report should always be assumed to be correct. Whilst every attempt is made to keep the format and content of the Excel report the same each month, TSB Bank plc cannot be held responsible for any changes and the implications it may have for any third parties own spreadsheet links and macros.

This document does not constitute an offer or a solicitation with respect to any securities in the United States. The Notes have not been and will not be registered under the United States Securities Act of 1933, as amended (the Securities Act) or with any securities regulatory authority of any state or other jurisdiction of the United States and may not be offered, sold or delivered within the United States or to or for the account or benefit of U.S. persons except pursuant to an exemption from, or in a transaction not subject to, the registration requirements of the Securities Act and applicable state securities laws.

Duncan Funding 2015-1 Plc - Monthly Report December 2016

Portfolio Characteristics

Portfolio Characteristics		At Issue*	Current Period	Prior Period
Number of Mortgage Accounts in Portfolio		18,612	17,003	17,196
Current Balance of Mortgage Accounts in Portfolio		£2,066,696,267	£1,773,343,500	£1,806,130,580
Cash and Other Assets			£132,258,322	£163,364,510
Mortgage Collections in Period			£37,741,721	£33,258,566
Weighted Average Interest Rate	Fixed		2.93%	2.96%
Weighted Average Margin	Variable		2.17%	2.13%
Weighted Average Pre-Swap Mortgage Yield			2.67%	2.67%
Weighted Average Post-Swap Mortgage Yield			2.17%	2.15%
Weighted Average Loan Seasoning (Months)		44.59	56.23	55.10
Weighted Average Loan Remaining Term (Years)		18.53	17.56	17.65
Average Mortgage Account Balance		£110,752	£104,296	£105,032
Weighted Average Original LTV of Accounts, %		69.58	69.67	69.69
Weighted Average Current Indexed LTV of Accounts, %		53.52	49.53	49.68

* Weighted Average and Average balances are reported as of the first reporting period end (Nov 2015)

** Weighted Average Margin for variable rate is calculated as weighted average interest rate less 25bps

Performance Ratios

	Current Period	Prior Period
Constant Prepayment Rate (CPR) - Annualised		
Single month	16.65%	14.40%
Quarterly	14.49%	14.16%
Since Transaction Close	13.38%	13.13%
Principal Payment Rate (PPR) - Annualised		
Single month	20.52%	18.41%
Quarterly	18.46%	18.12%
Since Transaction Close	17.01%	16.74%
Constant Default Rate (CDR) - Annualised		
Single month	0.00%	0.00%
Quarterly	0.00%	0.00%
Since Transaction Close	0.00%	0.00%

Arrears Analysis of Non Repossessed Mortgage Accounts

Month(s) In Arrears	Arrears Balance	No of Accounts	% of Accounts	Current Balance	% of Current Balance
Current to < 1	£2,998	16,948	99.68%	£1,767,715,218	99.68%
1 to < 2	£22,222	30	0.18%	£3,310,267	0.19%
2 to < 3	£28,911	11	0.06%	£1,380,737	0.08%
3 to < 6	£16,071	11	0.06%	£605,659	0.03%
6 to < 9	£7,189	2	0.01%	£236,386	0.01%
9 to < 12	£0	0	0.00%	£0	0.00%
≥ 12	£9,900	1	0.01%	£95,233	0.01%
Total	£87,292	17,003	100.00%	£1,773,343,500	100.00%

Capitalised Arrears	Current Period (£)	% of Current Balance	Previous Period (£)	% of Current Balance
Arrears Capitalised in Month	£0	0.00%	£0	0.00%

Portfolio Movements	Current Period		Transaction to Date	
	No of Accounts	Balance	No of Accounts	Balance
Opening Total/Portfolio Purchased	17,196	£1,806,130,580	18,612	£2,066,696,267
Pool Additions, out of which:	0	£1,445,075	774	£113,655,355
New Portfolios	0	£0	774	£92,625,055
Further Advances*	0	£1,445,075	0	£21,030,300
Portfolio Repurchases, out of which	7	£525,659	143	£16,736,673
Breaches of Warranties	0	£0	0	£0
Breaches of New Portfolio Conditions	0	£0	0	£0
Non-Eligible Further Advances	0	£0	3	£330,905
Non-Eligible Product Switches	7	£525,659	140	£16,405,768
Non-Compliant LCR Loans	0	£0	0	£0
Principal Receipts/ Redemptions**	186	£33,714,274	2,240	£390,338,505
Scheduled Principal Repayments		£7,032,884		£93,623,930
Unscheduled Principal Repayments		£26,681,390		£296,714,575
Unpaid interest		£7,778		£67,057
Other		£0		£0
Closing Total	17,003	£1,773,343,500	17,003	£1,773,343,500

* Further Advances are purchased by Duncan Funding 2015-1 in the subsequent reporting month

** Number of accounts redeemed and balance of principal collected during the period

Possessions

	Current Period		Transaction to Date	
	No of Accounts	Balance	No of Accounts	Balance
Possessions at the start of the period	0	£0	0	£0
Reposessed in period	0	£0	0	£0
Sold possessions in the period	0	£0	0	£0
Possessions at the end of the period	0	£0	0	£0

* Where an account is in the process of being sold this balance excludes transactions associated with the sale where the sale has not fully completed

Losses

	Current Period		Transaction to Date	
	No of Accounts	Balance	No of Accounts	Balance
Losses (excl. Recoveries)	0	£0	0	£0
Recoveries	0	£0	0	£0
Losses (incl. Recoveries)	0	£0	0	£0

Weighted average loss severity, % 0.00% 0.00%

Set Off Balances

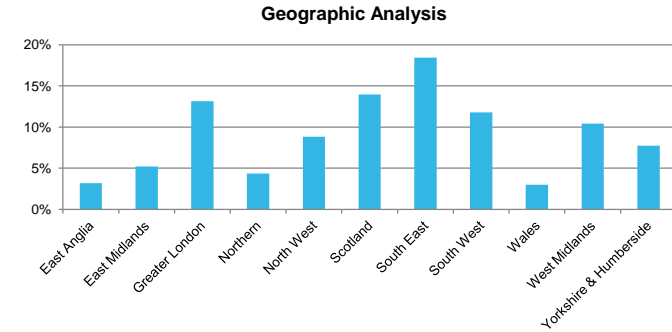
	Current Period		Previous Period	
	Balance	% of Mortgage	Balance	% of Mortgage
Deposit Balances	£78,029,212	4.40%	£79,035,221	4.38%
Deposit capped at mortgage balance	£67,906,512	3.83%	£68,713,900	3.80%
Deposit over FSCS limit	£3,625,115	0.20%	£3,820,437	0.21%

Duncan Funding 2015-1 Plc - Monthly Report December 2016

Mortgage Asset Data

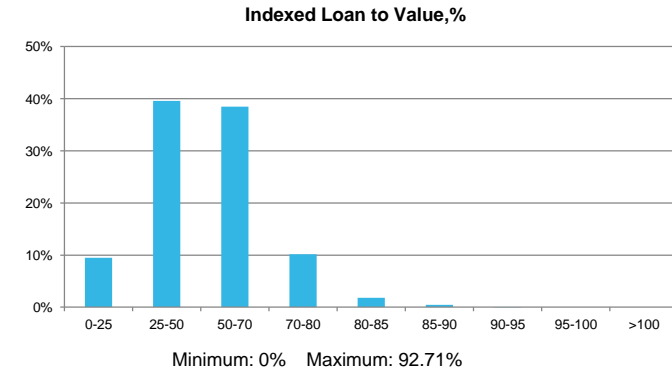
Geographic Analysis

	No of Accounts	% of Accounts	Current Balance	% of Current Balance
East Anglia	595	3.50%	£56,466,594	3.18%
East Midlands	1,005	5.91%	£92,562,507	5.22%
Greater London	1,125	6.62%	£232,877,339	13.13%
Northern	1,009	5.93%	£76,882,048	4.34%
North West	1,882	11.07%	£156,480,582	8.82%
Scotland	3,007	17.69%	£247,396,286	13.95%
South East	2,214	13.02%	£327,122,856	18.45%
South West	1,811	10.65%	£208,666,340	11.77%
Wales	680	4.00%	£53,072,167	2.99%
West Midlands	2,038	11.99%	£184,896,656	10.43%
Yorkshire & Humberside	1,637	9.63%	£136,920,128	7.72%
Total	17,003	100.00%	£1,773,343,500	100.00%



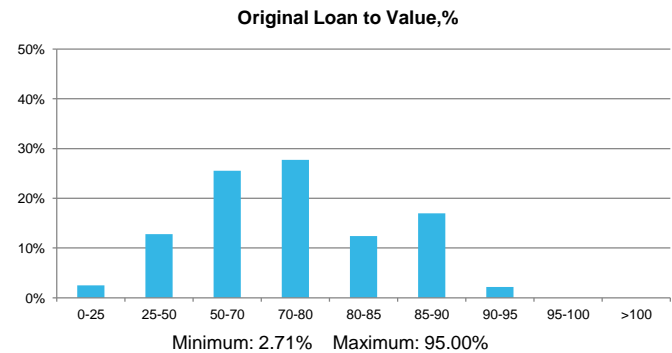
Indexed Loan to Value Ratios

	No of Accounts	% of Accounts	Current Balance	% of Current Balance
0% to 25%	3,799	22.34%	£167,987,120	9.47%
> 25% to 50%	6,329	37.22%	£702,395,417	39.61%
> 50% to 55%	1,421	8.36%	£180,669,934	10.19%
> 55% to 60%	1,389	8.17%	£183,725,590	10.36%
> 60% to 65%	1,255	7.38%	£167,011,640	9.42%
> 65% to 70%	1,135	6.68%	£150,428,808	8.48%
> 70% to 75%	804	4.73%	£108,070,720	6.09%
> 75% to 80%	557	3.28%	£72,279,542	4.08%
> 80% to 85%	258	1.52%	£32,497,541	1.83%
> 85% to 90%	53	0.31%	£7,844,851	0.44%
> 90% to 95%	3	0.02%	£432,337	0.02%
> 95% to 100%	0	0.00%	£0	0.00%
> 100%	0	0.00%	£0	0.00%
Total	17,003	100.00%	£1,773,343,500	100.00%



Original Loan to Value Ratios

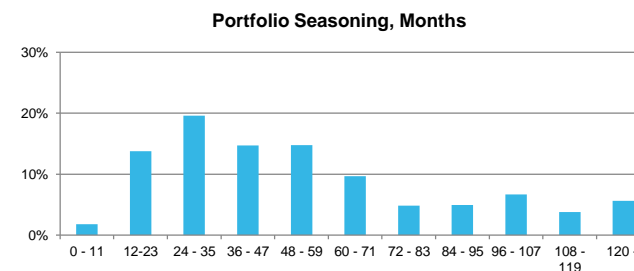
	No of Accounts	% of Accounts	Current Balance	% of Current Balance
0% to 25%	1,259	7.40%	£44,131,799	2.49%
> 25% to 50%	3,452	20.30%	£226,551,754	12.78%
> 50% to 55%	924	5.43%	£89,615,862	5.05%
> 55% to 60%	1,417	8.33%	£150,077,675	8.46%
> 60% to 65%	810	4.76%	£87,741,212	4.95%
> 65% to 70%	1,013	5.96%	£124,843,407	7.04%
> 70% to 75%	2,248	13.22%	£297,470,680	16.77%
> 75% to 80%	1,550	9.12%	£194,736,270	10.98%
> 80% to 85%	1,674	9.85%	£219,967,622	12.40%
> 85% to 90%	2,286	13.44%	£300,464,986	16.94%
> 90% to 95%	370	2.18%	£37,742,234	2.13%
> 95% to 100%	0	0.00%	£0	0.00%
> 100%	0	0.00%	£0	0.00%
Total	17,003	100.00%	£1,773,343,500	100.00%



Duncan Funding 2015-1 Plc - Monthly Report December 2016

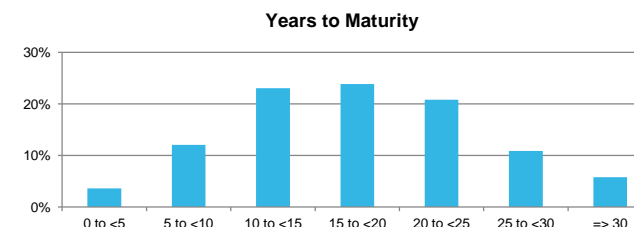
Mortgage Asset Data

Seasoning of Loans	No of Loans	% of Loans	Current Balance	% of Current Balance
0 to <12 months	1,117	2.85%	£31,566,676	1.78%
12 to <24 months	3,709	9.47%	£243,729,250	13.74%
24 to <36 months	6,443	16.45%	£347,598,890	19.60%
36 to <48 months	5,449	13.92%	£260,434,562	14.69%
48 to <60 months	6,371	16.27%	£262,070,265	14.78%
60 to <72 months	4,114	10.51%	£171,030,199	9.64%
72 to <84 months	2,063	5.27%	£85,659,183	4.83%
84 to <96 months	2,073	5.29%	£87,082,306	4.91%
96 to <108 months	2,557	6.53%	£118,089,851	6.66%
108 to <120 months	1,707	4.36%	£66,905,843	3.77%
≥ 120 months	3,556	9.08%	£99,176,476	5.59%
Total	39,159	100.00%	£1,773,343,500	100.00%



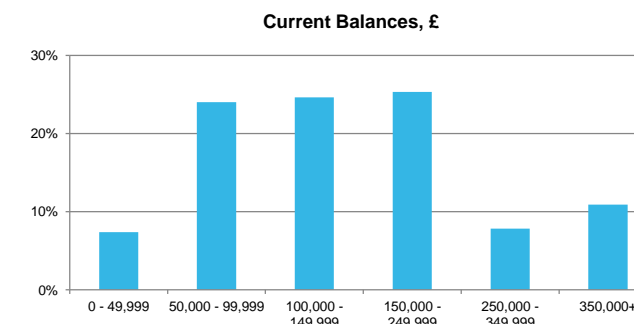
Minimum: 0 months Maximum: 201 months

Years to Maturity	No of Loans	% of Loans	Current Balance	% of Current Balance
0 to <5 years	3,145	8.03%	£63,601,560	3.59%
5 to <10 years	7,564	19.32%	£213,501,629	12.04%
10 to <15 years	9,895	25.27%	£408,683,302	23.05%
15 to <20 years	8,148	20.81%	£423,186,505	23.86%
20 to <25 years	6,062	15.48%	£368,782,522	20.80%
25 to <30 years	2,954	7.54%	£193,399,551	10.91%
≥ 30 years	1,391	3.55%	£102,188,431	5.76%
Total	39,159	100.00%	£1,773,343,500	100.00%



Minimum: 0 years Maximum: 38 years

Outstanding Balances	No of Accounts	% of Accounts	Current Balance	% of Current Balance
< £25,000	1,530	9.00%	£23,551,493	1.33%
£25,000 to < £50,000	2,819	16.58%	£106,772,762	6.02%
£50,000 to < £75,000	3,203	18.84%	£199,731,133	11.26%
£75,000 to < £100,000	2,596	15.27%	£226,017,895	12.75%
£100,000 to < £150,000	3,589	21.11%	£436,304,007	24.60%
£150,000 to < £200,000	1,659	9.76%	£284,267,658	16.03%
£200,000 to < £250,000	743	4.37%	£164,666,325	9.29%
£250,000 to < £300,000	293	1.72%	£79,449,473	4.48%
£300,000 to < £350,000	186	1.09%	£59,567,437	3.36%
£350,000 to < £400,000	108	0.64%	£40,357,091	2.28%
£400,000 to < £450,000	79	0.46%	£33,324,726	1.88%
£450,000 to < £500,000	47	0.28%	£22,237,246	1.25%
£500,000 to < £600,000	77	0.45%	£42,364,053	2.39%
£600,000 to < £700,000	35	0.21%	£22,442,296	1.27%
£700,000 to < £800,000	19	0.11%	£14,311,381	0.81%
£800,000 to < £900,000	10	0.06%	£8,560,675	0.48%
£900,000 to < £1,000,000	10	0.06%	£9,417,851	0.53%
Total	17,003	100.00%	£1,773,343,500	100.00%



Minimum: £0 Maximum: £976,050

Duncan Funding 2015-1 Plc - Monthly Report December 2016

Mortgage Asset Data

Product Breakdown	Current Period	Previous Period
Discretionary Rate based Loans (by balance)	39.40%	38.20%
Tracker Rate Loans (by balance)	9.80%	10.03%
Fixed Loans (by balance)	50.80%	51.77%
Total	100.00%	100.00%

Borrower Interest Rate Bands	No of Loans	% of Loans	Current Balance	% of Current Balance
<1.0%	7,425	18.96%	£118,089,321	6.66%
1.0% to <2.0%	2,239	5.72%	£163,555,016	9.22%
2.0% to <3.0%	17,469	44.61%	£878,063,857	49.51%
3.0% to <4.0%	10,496	26.80%	£519,655,289	29.30%
4.0% to <5.0%	1,147	2.93%	£82,703,407	4.66%
5.0% to <6.0%	317	0.81%	£10,283,837	0.58%
6.0% to <7.0%	66	0.17%	£992,773	0.06%
7.0% to <8.0%	0	0.00%	£0	0.00%
≥ 8.0%	0	0.00%	£0	0.00%
Total	39,159	100.00%	£1,773,343,500	100.00%

Fixed Loan - Interest Rate Bands	No of Loans	% of Loans	Current Balance	% of Current Balance
<1.0%	0	0.00%	£0	0.00%
1.0% to <2.0%	1,373	9.45%	£112,113,961	12.45%
2.0% to <3.0%	6,903	47.50%	£424,191,442	47.09%
3.0% to <4.0%	4,761	32.76%	£271,569,600	30.15%
4.0% to <5.0%	1,127	7.76%	£82,141,248	9.12%
5.0% to <6.0%	303	2.09%	£9,854,929	1.09%
6.0% to <7.0%	65	0.45%	£963,716	0.11%
7.0% to <8.0%	0	0.00%	£0	0.00%
≥ 8.0%	0	0.00%	£0	0.00%
Total	14,532	100.00%	£900,834,895	100.00%

Fixed Rate Roll Date	No of Loans	% of Loans	Current Balance	% of Current Balance
2017	3,337	22.96%	£258,586,482	28.71%
2018	5,050	34.75%	£283,755,367	31.50%
2019	2,067	14.22%	£122,926,321	13.65%
2020	2,016	13.87%	£121,985,180	13.54%
2021	1,742	11.99%	£87,701,915	9.74%
2021	15	0.10%	£370,486	0.04%
2025	305	2.10%	£25,509,144	2.83%
Total	14,532	100.00%	£900,834,895	100.00%

Discretionary Rates	Rate	Effective Date
Standard Variable Rate	2.25%	Sep-16
Homeowner Variable Rate	3.74%	Sep-16

Purpose of Loan	No of Loans	% of Loans	Current Balance	% of Current Balance
Purchase	27,133	69.29%	£1,229,419,047	69.33%
Remortgage	12,026	30.71%	£543,924,453	30.67%
Total	39,159	100.00%	£1,773,343,500	100.00%

Repayment Terms	No of Loans	% of Loans	Current Balance	% of Current Balance
Interest Only	2,710	6.92%	£219,996,473	12.41%
Repayment	36,449	93.08%	£1,553,347,028	87.59%
Total	39,159	100.00%	£1,773,343,500	100.00%

Origination Channel	No of Loans	% of Loans	Current Balance	% of Current Balance
Direct	33,918	86.62%	£1,447,596,767	81.63%
Introduced	5,241	13.38%	£325,746,734	18.37%
Total	39,159	100.00%	£1,773,343,500	100.00%

Borrower employment status	No of Accounts	% of Accounts	Current Balance	% of Current Balance
Employed	15,329	90.15%	£1,554,591,393	87.66%
Self Employed	1,667	9.80%	£218,302,273	12.31%
Retirement	7	0.04%	£449,835	0.03%
Total	17,003	100.00%	£1,773,343,500	100.00%

Property type	No of Accounts	% of Accounts	Current Balance	% of Current Balance
Residential (House)	9,569	56.28%	£1,106,335,213	62.39%
Residential (Terraced)	4,734	27.84%	£398,317,284	22.46%
Residential (Flat/Apartment)	1,624	9.55%	£163,711,924	9.23%
Residential (Bungalow)	1,076	6.33%	£104,979,079	5.92%
Total	17,003	100.00%	£1,773,343,500	100.00%

Duncan Funding 2015-1 Plc - Monthly Report December 2016

Capital Structure

Notes In Issue	A1	A2a	A2b	B	C	Subordinated
Stock Exchange Listing	London	London	London	London	London	-
ISIN - Reg S	XS1304470740	XS1304471391	XS1304472100	XS1304472282	XS1304472449	-
Original Rating (Fitch/Moody's)	AAAsf/Aaa(sf)	AAAsf/Aaa(sf)	AAAsf/Aaa(sf)	AA+sf/Aa2(sf)	Asf/A1(sf)	Not rated
Current Rating (Fitch/Moody's)	AAAsf/Aaa(sf)	AAAsf/Aaa(sf)	AAAsf/Aaa(sf)	AA+sf/Aa2(sf)	Asf/A1(sf)	Not rated
Issue Date	12-Nov-15	12-Nov-15	12-Nov-15	12-Nov-15	12-Nov-15	12-Nov-15
Currency	GBP	EUR	GBP	GBP	GBP	GBP
FX Rate	1.0000	0.7058	1.0000	1.0000	1.0000	1.0000
Issue Size	£1,200,000,000	€ 300,000,000	£487,300,000	£72,700,000	£31,100,000	£72,700,000
Issue Size GBP Equivalent	£1,200,000,000	£211,740,000	£487,300,000	£72,700,000	£31,100,000	£72,700,000
Outstanding Amount	£959,838,894	€ 300,000,000	£487,300,000	£72,700,000	£31,100,000	£72,700,000
Outstanding Amount GBP Equivalent	£959,838,894	£211,740,000	£487,300,000	£72,700,000	£31,100,000	£72,700,000
Privately-placed at Origination	-	-	-	-	-	-
Retained by Originator at Origination	£875,000,000	-	£487,300,000	£72,700,000	£31,100,000	£72,700,000
Publicly-placed at Origination	£325,000,000	€ 300,000,000	-	-	-	-
Subsequently Placed	-	-	-	-	-	-
Legal Final Maturity Date	18-Dec-62	18-Dec-62	18-Dec-62	18-Dec-62	18-Dec-62	18-Dec-62
Step Up/Call Date	17-Sep-20	17-Sep-20	17-Sep-20	17-Sep-20	17-Sep-20	N/A
Reference rate	3m £ LIBOR	3m EURIBOR	3m £ LIBOR	3m £ LIBOR	3m £ LIBOR	3m £ LIBOR
Rate Fixing	0.37063%	-0.31600%	0.37063%	0.37063%	0.37063%	0.37063%
Margin	0.70000%	0.48000%	0.90000%	1.20000%	1.50000%	0.00000%
All-in rate, Accrual Period	1.07063%	0.16400%	1.27063%	1.57063%	1.87063%	0.37063%
Frequency	Quarterly	Quarterly	Quarterly	Quarterly	Quarterly	Quarterly
Note Type, Pre-Enforcement	Scheduled Amort	Pass-through	Pass-through	Pass-through	Pass-through	Pass-through
Note Type, Post-Enforcement	Pass-through	Pass-through	Pass-through	Pass-through	Pass-through	Pass-through
Last Interest Payment Date	19-Dec-16	19-Dec-16	19-Dec-16	19-Dec-16	19-Dec-16	19-Dec-16
Next Interest Payment Date	17-Mar-17	17-Mar-17	17-Mar-17	17-Mar-17	17-Mar-17	17-Mar-17
Day count convention	Actual/365	Actual/360	Actual/365	Actual/365	Actual/365	Actual/365
Total note coupon, Next Interest Payment Date	£2,477,579	€ 120,267	£1,492,813	£275,295	£140,261	£64,963
Note balance at the start of the period	£1,015,470,211	€ 300,000,000	£487,300,000	£72,700,000	£31,100,000	£72,700,000
Principal distributed in the period	£55,631,317	€ 0	£0	£0	£0	£0
Note balance at the end of the period	£959,838,894	€ 300,000,000	£487,300,000	£72,700,000	£31,100,000	£72,700,000
Pool factor	0.799865745	1.000000000	1.000000000	1.000000000	1.000000000	1.000000000
Expected Principal Amount	£55,631,317	€ 0	£0	£0	£0	£0
Principal Shortfall	£0	€ 0	£0	£0	£0	£0
Cumulative Principal Shortfall	£0	€ 0	£0	£0	£0	£0
Note coupon, Last Interest Payment Date	1.07875%	0.17900%	1.27875%	1.57875%	1.87875%	0.37875%
Interest accrued up to Last Interest Payment Date	£2,731,093	€ 135,742	£1,553,569	£286,152	£145,673	£68,649
Interest payments made at Last Interest Payment Date	£2,731,093	€ 135,742	£1,553,569	£286,152	£145,673	£68,649
Interest Shortfall	-	-	-	-	-	-
Cumulative Interest Shortfall	-	-	-	-	-	-

TSB Bank Plc, in its capacity as originator, retains a material net economic interest of not less than 5 per cent. in the securitisation in accordance with the text of each of Article 405 of Regulation (EU) No 575/2013 (the **Capital Requirements Regulation**), Article 17 of the Alternative Investment Fund Managers Directive (the **AIFMD**), Article 51 of Regulation (EU) No 231/2013 (the **AIFM Regulation**) and Article 254 of Regulation (EU) 2015/35 (the **Solvency II Regulation**) (which, in each case, does not take into account any corresponding national measures). As at the last date of the Reporting Period, such interest is comprised of the Subordinated Note and the Reserve Fund, which together constitute an interest in the first loss tranche as required by the text of each of Article 405 and Article 51. Any change to the manner in which such interest is held will be notified to investors.

Duncan Funding 2015-1 Plc - Monthly Report December 2016

Credit Enhancement

Credit Enhancement and Liquidity Support	Amount (GBP Equivalent)	% of Total	Subordination Notes	Reserve Fund	Subordination & Reserve Fund
Class A Notes	£1,658,878,894	90.38%	9.62%	1.91%	11.53%
Class B Notes	£72,700,000	3.96%	5.66%	1.91%	7.57%
Class C Notes	£31,100,000	1.69%	3.96%	1.91%	5.87%
Subordinated Note	£72,700,000	3.96%	0.00%	0.00%	0.00%
Total	£1,835,378,894	100.00%			
Liquidity Reserve Fund Required Amount	£29,576,100	1.61%	(1.71% of the Class A and Class B Notes)		
Liquidity Reserve Fund Balance	£29,576,100	1.61%	(1.71% of the Class A and Class B Notes)		
Reserve Fund Required Amount	£35,049,700	1.91%	(1.91% of the Rated Notes)		
Reserve Fund Balance	£35,049,700	1.91%	(1.91% of the Class A and Class B Notes)		
Excess Spread	Last IPD	Previous IPD			
Excess spread - quarter	£3,734,274	£4,008,772			

Duncan Funding 2015-1 Plc - Monthly Report December 2016

Swaps

Accrual Period	Date
Period Start	19-Sep-16
Period End	18-Dec-16

FX Rate at Closing
0.7058

Interest Rate Swap

Leg	Notional	Reference Rate	Rate	Spread	All in Rate	Payments	FX Rate	GBP Equivalent	Collateral Posting
Pay	£929,914,316	Fixed Rate	2.96316%	0.00000%	2.96316%	£6,869,839	1.0000	£6,869,839	£0
Receive	£929,914,316	3m £ LIBOR	0.37875%	1.56000%	1.93875%	£4,494,830	1.0000	<u>£4,494,830</u>	
								Net	£2,375,009

Currency Swap

Leg	Notional	Reference Rate	Rate	Spread	All in Rate	Payments	FX Rate	GBP Equivalent	Collateral Posting
Pay	£211,740,000	3m £ LIBOR	0.37875%	1.02800%	1.40675%	£742,623	1.0000	£742,623	£0
Receive	€ 300,000,000	3m EURIBOR	-0.30100%	0.48000%	0.17900%	€ 135,742	0.7058	£95,806	

Duncan Funding 2015-1 Plc - Monthly Report December 2016

Waterfall

Revenue Receipts	Dec-16	Jan-17	Feb-17	Quarterly
(a) Mortgage Revenue Receipts	£4,027,447	£0	£0	£4,027,447
(b) Bank Account Interest, Authorised Investments Income	£0	£0	£0	£0
(c) Issuer Swap Agreement Receipts	£0	£0	£0	£0
(d) Reserve Fund Excess Amount	£0	£0	£0	£0
(e) Liquidity Reserve Fund Excess Amount	£0	£0	£0	£0
(f) Credit on the Liquidity Reserve Fund Ledger	£0	£0	£0	£0
(g) Credit on the Start-Up Loan Ledger	£0	£0	£0	£0
(h) Start-Up Loan Agreement Tranche D Advance	£0	£0	£0	£0
(i) Principal Receipts applied to cure Revenue Deficiency	£0	£0	£0	£0
(j) Loans and Related Security Enforcement Receipts	£0	£0	£0	£0
(k) Other Net Income of the Issuer	£0	£0	£0	£0
Available Revenue Receipts	£4,027,447	£0	£0	£4,027,447

Principal Receipts	Dec-16	Jan-17	Feb-17	Quarterly
(a) A2 Reserve Ledger from preceding IPD	£30,955,243	£0	£0	£30,955,243
(b-e) (h) Principal Receipts	£34,239,932	£0	£0	£34,239,932
(f) Subordinated Note drawing	£0	£0	£0	£0
(g) Euro exchange amounts under Currency Swap	£0	£0	£0	£0
less (i) Further Advance Purchase	£1,595,000	£0	£0	£1,595,000
less (i) New Portfolio Purchase	£0	£0	£0	£0
Available Principal Receipts	£63,600,175	£0	£0	£63,600,175

Quarterly Pre-enforcement Revenue Payments	Current Quarter	Prior Quarter
Revenue Receipts Available for Distribution	£12,148,500	£13,432,300
(a) (i) Note Trustee (ii) Security Trustee fees & expenses	£1,500	£4,500
(b) Principal Paying Agent, Agent Bank, Corporate Services fees & expenses	£0	£0
(c) (i) Servicer and (ii) Cash Manager fees & expenses	£551,781	£588,162
(c) (iii) Swap Collateral Bank fees & expenses	£0	£0
(c) (iv) Back-Up Facilitator fees & expenses	£0	£0
(c) (v) Issuer Account Bank fees & expenses	£0	£0
(d) Corporation Tax on Income or Chargeable Gain of the Issuer	£0	£0
(e) Issuer Profit Amount	£1,250	£1,250
(f) Other Third Party payments	£25,577	£0
(g) Amounts due to the Interest Rate & Currency Swap Provider(s)	£3,117,632	£2,941,533
(h) Class A Notes Interest payments	£4,284,662	£5,388,476
(i) Class A Notes Principal Deficiency Ledger Repayment	£0	£0
(j) Class B Notes Interest payments	£286,152	£333,089
(k) Class B Notes Principal Deficiency Ledger Repayment	£0	£0
(l) Amount Retained to replenish Liquidity Reserve Fund	£0	£0
(m) Class C Notes Interest payments	£145,673	£166,518
(n) Class C Notes Principal Deficiency Ledger Repayment	£0	£0
(o) Any Swap Excluded Termination Payment(s)	£0	£0
(p) Amount Retained to replenish Reserve Fund	£0	£0
(q) Subordinated Note Interest payments	£68,649	£108,416
(r) Subordinated Note Principal Deficiency Ledger Repayment	£0	£0
(s) Start Up Loan Interest and Principal Repayment	£3,665,625	£3,900,356
(t) Deferred Consideration	£0	£0
Distributed Revenue Receipts	£12,148,500	£13,432,300

Quarterly Pre-enforcement Principal Payments within Revolving period	Current Quarter	Prior Quarter
Principal Receipts Available for Distribution	£86,586,560	£87,005,846
(a) (i) Revenue Deficiency for items (a) to (h) in Revenue Priority of Payments	£0	£0
(a) (ii) Revenue Deficiency for item (j) in Revenue Priority of Payments	£0	£0
(a) (iii) Revenue Deficiency for item (m) in Revenue Priority of Payments	£0	£0
(a) (iv) Credit to the Further Advance Purchase Price Ledger	£0	£0
(a) (v) Pay Class A1 Noteholders	£55,631,317	£56,870,407
(a) (vi) Credit to the New Portfolio Purchase Price Ledger	£0	£0
(a) (vii) Pay Class A2b Noteholders	£0	£0
(a) (viii) Pay Currency Swap Provider and Class A2a Noteholders	£0	£0
Closing Principal Balance	£30,955,243	£30,135,439

Duncan Funding 2015-1 Plc - Monthly Report December 2016

Cash Manager Ledger Balances

Cash Manager Ledger Summary

	Current Month	Previous Month
Principal Ledger and Class A2 Reserve Ledger	£63,600,175	£86,586,560
Revenue Ledger	£4,027,447	£12,148,500
Issuer Profit Ledger	£4,900	£3,650
Reserve Fund Ledger	£35,049,700	£35,049,700
Liquidity Reserve Fund Ledger	£29,576,100	£29,576,100
Further Advance Purchase Price Ledger	£0	£0
New Portfolio Purchase Price Ledger	£0	£0
Start-Up Loan Ledger	£53,654,302	£57,123,568
Principal Deficiency Ledger	£0	£0
Authorised Investments	£0	£0
Start Up Expenses Reserve	£0	£0
Bank Account	£132,258,322	£163,364,510

Principal Deficiency Ledger

	Current Period	Prior Period
Class A Principal Deficiency Ledger	£0	£0
Class B Principal Deficiency Ledger	£0	£0
Class C Principal Deficiency Ledger	£0	£0
Subordinated Note Principal Deficiency Ledger	£0	£0

Class A Principal Deficiency Ledger

	Current Period	Prior Period
Principal Deficiency Ledger b/f	£0	£0
Realised Losses in the Portfolio	£0	£0
Principal Receipts used to cover Revenue Deficiency	£0	£0
Reimbursed from Available Revenue Receipts	£0	£0
Principal Deficiency Ledger c/f	£0	£0

Reserve Fund Ledger

	At Issue*	Current Period	Prior Period
Reserve Fund Ledger b/f	£35,049,700	£35,049,700	£35,049,700
Distributed to Available Revenue Receipts	-	£0	£0
Received from Revenue Priority of Payments	-	£0	£0
Further Drawings made	-	£0	£0
Reserve Fund Ledger balance c/f	-	£35,049,700	£35,049,700

*Required Amount

Class B Principal Deficiency Ledger

	Current Period	Prior Period
Principal Deficiency Ledger b/f	£0	£0
Realised Losses in the Portfolio	£0	£0
Principal Receipts used to cover Revenue Deficiency	£0	£0
Reimbursed from Available Revenue Receipts	£0	£0
Principal Deficiency Ledger c/f	£0	£0

Liquidity Reserve Fund Ledger

	At Issue*	Current Period	Prior Period
Liquidity Reserve Fund Ledger b/f	£29,576,100	£29,576,100	£29,576,100
Distributed to Available Revenue Receipts	-	£0	£0
Received from Revenue Priority of Payments	-	£0	£0
Further Drawings made	-	£0	£0
Liquidity Reserve Fund Ledger c/f	-	£29,576,100	£29,576,100

*Required Amount

Class C Principal Deficiency Ledger

	Current Period	Prior Period
Principal Deficiency Ledger b/f	£0	£0
Realised Losses in the Portfolio	£0	£0
Principal Receipts used to cover Revenue Deficiency	£0	£0
Reimbursed from Available Revenue Receipts	£0	£0
Principal Deficiency Ledger c/f	£0	£0

Subordinated Note Principal Deficiency Ledger

	Current Period	Prior Period
Principal Deficiency Ledger b/f	£0	£0
Realised Losses in the Portfolio	£0	£0
Principal Receipts used to cover Revenue Deficiency	£0	£0
Reimbursed from Available Revenue Receipts	£0	£0
Principal Deficiency Ledger c/f	£0	£0

Duncan Funding 2015-1 Plc - Monthly Report December 2016

Ratings and Triggers

Rating Based Triggers

Transaction Party	Counterparty	Required Long Term Rating (Fitch/Moody's)	Current Long Term Rating (Fitch/Moody's)	Required Short Term Rating (Fitch/Moody's)	Current Short Term Rating (Fitch/Moody's)	Status	Consequences
Issuer Account Bank	HSBC Bank plc	A/A1	AA-/Aa2	F1/P-1	F1+/P-1	Pass	The Cash Manager or the Issuer shall terminate the Bank Account Agreement and close the Bank Accounts by giving not less than 30 days' prior written notice to the Issuer Account Bank if the Issuer Account Bank fails to maintain any of the Issuer Account Bank Required Ratings.
Interest Rate Swap Provider and Currency Swap Provider	Natixis						
	Moody's First Trigger	- /A3(cr)	A/A2		F1/P-1	Pass	If at least 30 business days have elapsed since the last time the Swap Provider had the required rating, the Swap Provider must, if required, post collateral and may either (i) transfer its rights and obligations under the relevant Swap Agreement to an appropriately rated replacement third party, or (ii) procure a guarantee from an appropriately rated third party. A failure by the Swap Provider to take such steps will, in certain circumstances, allow the Issuer to terminate the relevant Swap Agreement.
	Moody's Second Trigger	- /Baa1(cr)	A/A2		F1/P-1	Pass	If a Swap Provider does not have the required rating, the Swap Provider must, within 30 business days, either (i) transfer its rights and obligations under the relevant Swap Agreement to an appropriately rated replacement third party, or (ii) procure a guarantee from an appropriately rated third party.
	Fitch First Trigger	A/ -	A/A2	F1/ -	F1/P-1	Pass	The Swap Provider must provide collateral within 14 calendar days unless, it either (i) transfers its obligations in respect of the relevant Swap to an entity that is eligible to be a swap provider under the Fitch ratings criteria, (ii) obtains a guarantee or co-obligation in respect of the relevant Swap from an entity with the required Unsupported Minimum Counterparty Ratings, or (iii) takes such other action as will maintain, or restore, the rating of the highest class of Rated Notes by Fitch.
	Fitch Second Trigger	BBB+/ -	A/A2	F2/ -	F1/P-1	Pass	The Swap Provider must, within 30 calendar days, either (i) transfer its obligations in respect of the relevant Swap to an entity that is eligible to be a swap provider under the Fitch ratings criteria, (ii) obtain a guarantee or co-obligation in respect of the relevant Swap from an entity with the required Unsupported Minimum Counterparty Ratings, or an entity with the Supported Minimum Counterparty Ratings or (iii) take such other action as will maintain, or restore, the rating of the highest class of Rated Notes by Fitch. Whilst this process is ongoing the Swap Provider must also provide collateral within 14 calendar days or if collateral has previously been provided, continue to provide collateral.
Swap Collateral Account Bank	HSBC Bank plc	A/A3	AA-/Aa2	F1/ -	F1+/P-1	Pass	The Issuer and the Swap Collateral Account Bank shall use their best endeavours to, within 30 calendar days following the first day on which such downgrade occurred, either: (a) close the Swap Collateral Accounts held with the Swap Collateral Account Bank and use all reasonable endeavours to open replacement accounts with a financial institution which has the required ratings and is a bank as defined in S 991 of the Income Tax Act 2007; or (b) use all reasonable endeavours to obtain a guarantee of the obligations of the Swap Collateral Account Bank under this Agreement from a financial institution having the required ratings; or (c) take such other reasonable actions to ensure that the then current rating of the Class A Notes are not adversely affected by the Swap Collateral Account Bank ceasing to have the required ratings.

Duncan Funding 2015-1 Plc - Monthly Report December 2016

Ratings and Triggers

Non Rating Based Triggers

Nature of Trigger	Summary	Prospectus Ref.	Status	Consequence
Seller	<p>The occurrence of any of the following:</p> <p>(a) the Seller is required to perfect transfer of legal title to the Loans and their Related Security (i) by an order of a court of competent jurisdiction or (ii) by any regulatory authority of which the Seller is a member and with whose instructions the Seller is required to comply,</p> <p>(b) it becomes necessary by law for the Issuer to perfect legal title to the Loans and their Related Security,</p> <p>(c) the Seller calling for perfection by serving notice in writing to that effect on the Issuer and the Security Trustee,</p> <p>(d) the security under the Deed of Charge or any material part of that security is, in the opinion of the Security Trustee, in jeopardy and the Security Trustee is required by the Note Trustee, on behalf of the Noteholders so long as any Notes are outstanding, or the other Secured Creditors if no Notes are then outstanding, to take action to reduce that jeopardy, or</p> <p>(e) a Seller Insolvency Event.</p>	p. 96	<p>Pass</p> <p>Pass</p> <p>Pass</p> <p>Pass</p> <p>Pass</p>	The Issuer will be entitled to effect legal transfer of the Loans by making the required registrations and serving notice on the Borrowers.
Servicer Termination Event	<p>The occurrence of any of the following:</p> <p>(a) the Servicer defaults in the payment on the due date of any payment due and payable by it under the Servicing Agreement and such default continues unremedied for a period of seven Business Days after the earlier of the Servicer becoming aware of such default and receipt by the Servicer of written notice from the Issuer, the Seller or the Security Trustee, as the case may be, requiring the same to be remedied;</p> <p>(b) the Servicer defaults in the performance or observance of any of its other covenants and obligations under the Servicing Agreement, which failure in the reasonable opinion of the Issuer (prior to the delivery of a Note Acceleration Notice) or the Security Trustee (after the delivery of a Note Acceleration Notice) is materially prejudicial to the interests of the Noteholders, and the Servicer does not remedy that failure within 20 Business Days after the earlier of the Servicer becoming aware of the failure and receipt by the Servicer of written notice from the Issuer, the Seller or the Security Trustee requiring the Servicer's non-compliance to be remedied;</p> <p>(c) the Servicer fails to obtain or maintain the necessary licences or regulatory approvals enabling it to continue to service the Loans; or</p> <p>(d) an insolvency event occurs in relation to the Servicer.</p>	p. 96/97	<p>Pass</p> <p>Pass</p> <p>Pass</p> <p>Pass</p>	<p>(a) Following the occurrence of a Servicer Termination Event, the Issuer may terminate the appointment of the Servicer under the Servicing Agreement and transfer servicing to a replacement servicer.</p> <p>(b) The Servicer may also resign its appointment on no less than 12 months' written notice to, among others, the Issuer and the Security Trustee with a copy being sent to the Rating Agencies provided that (i) the Issuer and the Security Trustee consent to such termination, (ii) a replacement servicer qualified to act as such under the FSMA and the CCA and with a management team with experience of servicing residential mortgages in the United Kingdom has been appointed and enters into a servicing agreement with the Issuer on substantially the same terms as the Servicing Agreement, and (iii) the resignation has no adverse effect on the then current ratings of the Rated Notes unless the Noteholders agree otherwise by Extraordinary Resolution.</p>

Duncan Funding 2015-1 Plc - Monthly Report December 2016

Ratings and Triggers

Non Rating Based Triggers

Event	Summary	Prospectus Ref.	Status	Consequence
Cash Manager Termination Event	<p>The occurrence of any of the following:</p> <p>(a) the Cash Manager defaults in the payment on the due date of any payment due and payable by it under the Cash Management Agreement and such default continues unremedied for a period of seven Business Days after the earlier of the Cash Manager becoming aware of such default and receipt by the Cash Manager of written notice from the Issuer or the Security Trustee, as the case may be, requiring the same to be remedied;</p> <p>(b) the Cash Manager defaults in the performance or observance of any of its other covenants and obligations under the Cash Management Agreement, which failure in the reasonable opinion of the Issuer (prior to the delivery of a Note Acceleration Notice) or the Security Trustee (after the delivery of a Note Acceleration Notice) is materially prejudicial to the interests of the Noteholders, and the Cash Manager does not remedy that failure within 20 Business Days after the earlier of the Cash Manager becoming aware of the failure and receipt by the Cash Manager of written notice from the Issuer or the Security Trustee requiring the Cash Manager's non-compliance to be remedied; or</p> <p>(c) an insolvency event occurs in relation to the Cash Manager.</p>	p. 97/98	<p>Pass</p> <p>Pass</p> <p>Pass</p>	<p>(a) Following the occurrence of a Cash Manager Termination Event, the Issuer or the Security Trustee may terminate the appointment of the Cash Manager under the Cash Management Agreement and transfer cash management services to a replacement cash manager.</p> <p>(b) The Cash Manager may also resign its appointment on no less than 12 months' written notice to, among others, the Issuer, the Seller and the Security Trustee provided that (i) the Security Trustee provides prior written approval, (ii) a replacement Cash Manager with cash management experience has been appointed and enters into a cash management agreement with the Issuer on substantially the same terms as the Cash Management Agreement, and (iii) the resignation has no adverse effect on the then current ratings of the Rated Notes unless the Controlling Class otherwise directs.</p>
Revolving Period Termination Event	The occurrence of (i) a Pass-Through Event; (ii) an Event of Default; or (iii) a Portfolio Eligibility Trigger	p. 98	Pass	Available Principal Receipts will be applied in accordance with the following priority of payments on an Interest Payment Date:
Pass-Through Event	Redemption in full of the Class A2a Notes and the Class A2b during the Revolving Period	p. 147	Pass	(i) first, in or towards repayment of the principal amounts outstanding on the Class A1 Notes until the Principal Amount Outstanding on the Class A1 Notes has been reduced to zero;
Event of Default	The occurrence of a Senior Note Event of Default or a Subordinated Note Event of Default	p. 28	Pass	(ii) second, in or towards repayment of the principal amounts outstanding on the Class A2a Notes until the Principal Amount Outstanding on the Class A2a Notes has been reduced to zero;
Portfolio Eligibility Trigger	<p>Portfolio Eligibility Trigger means the occurrence of any one of the following events:</p> <p>(a) the Step-Up Date;</p> <p>(b) a Seller Insolvency Event;</p> <p>(c) an unremedied breach by the Seller of any of its obligations under the Transaction Documents, which breach has (or, with the passage of time, would have) a Material Adverse Effect;</p> <p>(d) following the application of the Pre-Enforcement Revenue Priority of Payments on an Interest Payment Date, the balance recorded to the Subordinated Note Principal Deficiency Ledger is in excess of 1 per cent. of the aggregate Principal Amount Outstanding of all Notes as at that Interest Payment Date;</p> <p>(e) the Reserve Fund or the Liquidity Reserve Fund are not fully funded to the Reserve Fund Required Amount or Liquidity Reserve Fund Required Amount respectively on an Interest Payment Date following application of the Revenue Priority of Payments;</p> <p>(f) redemption in full of the Class A1 Notes and the Class A2a Notes; and</p> <p>(g) the aggregate Current Balance of the Loans in the Portfolio which are then in arrears for 3 months or more is greater than or equal to 3 per cent of the aggregate Current Balance of all Loans in the Portfolio as at any Interest Payment Date.</p>	p. 147	Pass	(iii) third, in or towards repayment of the principal amounts outstanding on the Class A2b Notes until the Principal Amount Outstanding on the Class A2b Notes has been reduced to zero;
		p. 147	Pass	(iv) fourth, in or towards repayment of the principal amounts outstanding on the Class B Notes until the Principal Amount Outstanding on the Class B Notes has been reduced to zero;
		p. 147	Pass	(v) fifth, in or towards repayment of the principal amounts outstanding on the Class C Notes until the Principal Amount Outstanding on the Class C Notes has been reduced to zero;
		p. 147	Pass	(vi) sixth, in or towards repayment of the principal amounts outstanding on the Subordinated Note until the Principal Amount Outstanding on the Subordinated Note has been reduced to zero; and
		p. 147	Pass	(vii) seventh, to pay any Deferred Consideration due and payable under the Mortgage Sale Agreement to the Seller in respect of the Loans sold to the Issuer from time to time.
		p. 147	Pass	

Duncan Funding 2015-1 Plc - Monthly Report December 2016

Glossary

Arrears	Arrears are calculated in accordance with standard market practice in the UK. A mortgage is identified as being in arrears when, on any due date, the overdue amounts which were due on previous due dates equal, in the aggregate, one or more full monthly payments. In making an arrears determination, the servicer calculates as of the date of determination the difference between the sum of all monthly payments that were due and payable by a borrower on any due date up to that date of determination (less the aggregate amount of all authorised underpayments made by such borrower up to such date of determination) and the sum of all payments actually made by that borrower up to that date of determination. If the result arrived at by dividing that difference (if any) by the amount of the required monthly payment equals or exceeds 1 the account is deemed to be in arrears. Arrears classification is determined based on the number of equivalent full current monthly payments that have been missed. A borrower that has missed payments that in the aggregate equal or exceeding 2 monthly payments (but for which the aggregate of missed payments is less than 3 monthly payments) would be classified as being 2 to <3 months in arrears, and so on.
Arrears Capitalisation Policy	TSB will consider capitalising arrears where a customer has made at least 6 consecutive full repayments since the last missed payment and the customer has provided consent for the capitalisation.
Constant Default Rate (CDR)	The default rate in the month is calculated as follows: $1 - (1 - (\text{balance of loans repossessed in the month (excluding recoveries)} / \text{portfolio balance at the start of the month}))^{12}$ The annualised default rate since transaction close is calculated as the average of all of the monthly annualised CDRs since transaction close expressed as a percentage.
Constant Prepayment Rate (CPR)	Monthly CPR on that calculation date means the total unscheduled principal receipts received during the period of one month ending on that calculation date divided by the aggregate current balance of the loans comprised in the portfolio as at the immediately preceding calculation date. Unscheduled Principal Repayments comprise payments from TSB for the repurchase of loans from the portfolio, and capital repayments and redemptions other than those received at the expected term end date of the loan. These are annualised using the formula: $1 - (1 - M)^{12}$ where M is the monthly CPR expressed as a percentage. Quarterly CPR - The average of the three most recent monthly annualised CPRs expressed as a percentage. CPR Since Transaction Close - The average of all of the monthly annualised CPRs since transaction close expressed as a percentage.
Current Balance	Means, in relation to any loan at any date, the aggregate balance of the loan at such date (but avoiding double counting) including: (a) the Initial Advance; (b) any increase in the principal amount of a loan due to any further advance; (c) capitalised expenses; (d) capitalised interest; and (e) all expenses charges, fees, premium or payment due and owing by the borrower which have not yet been capitalised (including accrued interest, arrears of interest, high loan-to-value fees, insurance premiums, booking fees and valuation fees), in each case, relating to such loan less all prepayments, repayments or payments of any of the foregoing made on or prior to such date, and, in relation to the portfolio, the aggregate of the Current Balances of each loan in the portfolio.
Excess Spread	Excess spread is the available revenue receipts after the payment of senior fees, interest on the notes, payments/receipts under the swaps and replenishment of the reserve fund.
FSCS	Financial Services Compensation Scheme. This is the UK's statutory compensation scheme for customers of authorised financial services firms.
FSCS Limit	The FSCS compensation limit is currently £75,000
Geographic Analysis	The geographic analysis is prepared based on the Economic Planning Regions
Indexed LTV	The aggregate Current Balance of all loans within a mortgage account divided by the indexed valuation of the property securing the loans in that mortgage account at the reporting date.
Indexed Valuation	Indexation is applied on a regional basis to property valuations on a quarterly basis in January, April, July and October of each year using the Halifax House Price Index.
LCR	Liquidity Coverage Ratio.
Loan Seasoning	The number of months since the date of origination of the mortgage loan.
Losses	All realised losses in respect of a Loan, including any loss arising as a result of an exercise of any set-off by the relevant Borrower. Duncan Funding is only entitled to recoveries which have not been cured by Excess Spread.

Duncan Funding 2015-1 Plc - Monthly Report December 2016

Glossary

Mortgage Account / Loan	A mortgage account consists of one or more loans secured, by way of equal ranking first charge, on the same property and thereby forming a single mortgage account.
Mortgage Collections	All cash receipts on a mortgage within the portfolio excluding monies paid by TSB in respect of loans repurchased from the portfolio.
Mortgage Yield	Mortgage yield is defined as the total revenue receipts generated by the mortgage assets in the period divided by the average mortgage balance for the period. Post swap yield is after taking into account receipts/ payment under the Interest Rate Swap
Origination Channel	The origination channel of each loan. Direct origination includes loans originated in branches, direct telephone sales and internet sales.
Original LTV	Based on the original amount advanced on the date of the origination of the initial loan (excluding capitalised interest, high LTV fees, insurance fees, booking fees and valuation fees), divided by the value of the property securing the loans in that mortgage account at that date.
Principal Prepayment Rate (PPR)	<p>Monthly PPR on any calculation date means the total scheduled and unscheduled principal receipts received during the period of one month ending on that calculation date divided by the aggregate current balance of the loans comprised in the portfolio as at the immediately preceding calculation date. These are annualised using the formula: $1 - ((1 - M)^{12})$ where M is the monthly PPR expressed as a percentage.</p> <p>Quarterly PPR - The average of the three most recent monthly annualised PPRs expressed as a percentage.</p> <p>PPR Since Transaction Close - The average of all of the monthly annualised PPRs since transaction close expressed as a percentage.</p>
Purpose of Loan	Whether the purpose of the initial loan was to finance the purchase of a new property or to remortgage a property already owned by the borrower.
Weighted Average (WA)	Unless otherwise stated all weighted average calculations are weighted by current balance.
Weighted Average Margin	Weighted Average Margin for variable rate is calculated as weighted average interest rate less Bank of England Base Rate