



Open Banking Channel Performance

01 April to 30 June 2021

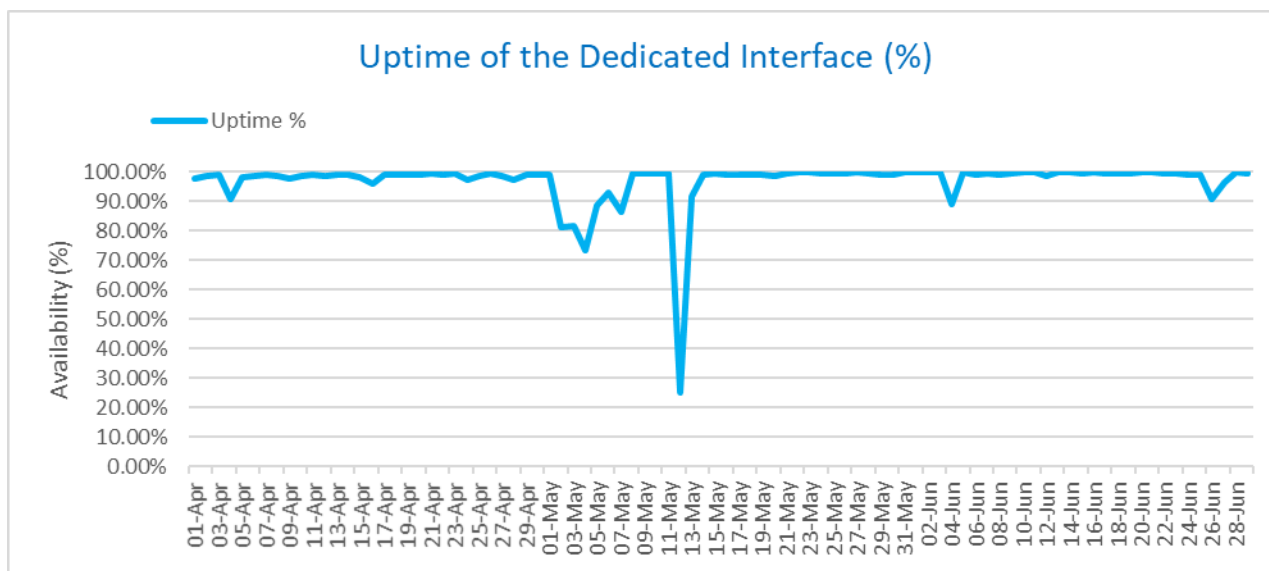
This report helps customers and Third-Party Providers (TPPs) understand the performance of our Open Banking Channel (Dedicated Interface).

We'll continue to publish new data on a quarterly basis. The next set of data covering July to September 2021 will be published in November 2021.

Channel Availability

The availability of the Open Banking channel shows the uptime proportion of the server between 01 April to 30 June 2021.

This service channel is considered unavailable when any request takes 30 seconds or more to be answered or when the interface returns a timeout error. In addition, all planned downtimes for maintenance have been included.



| April 2021 | |
|--------------|-------------------------------------------------------------------------------------------------------------------------------------------------------------------------------------------------------------------|
| Date | 01-Apr 02-Apr 03-Apr 04-Apr 05-Apr 06-Apr 07-Apr 08-Apr 09-Apr 10-Apr 11-Apr 12-Apr 13-Apr 14-Apr 15-Apr 16-Apr 17-Apr 18-Apr 19-Apr 20-Apr 21-Apr 22-Apr 23-Apr 24-Apr 25-Apr 26-Apr 27-Apr 28-Apr 29-Apr 30-Apr |
| Average Time | 97.71% 98.36% 99.07% 90.60% 98.20% 98.54% 98.85% 98.76% 97.79% 98.49% 98.86% 98.75% 98.99% 99.13% 98.05% 96.09% 99.04% 99.17% 99.14% 99.11% 99.47% 99.13% 99.30% 97.25% 98.39% 99.30% 98.75% 97.22% 98.94% 98.90% |

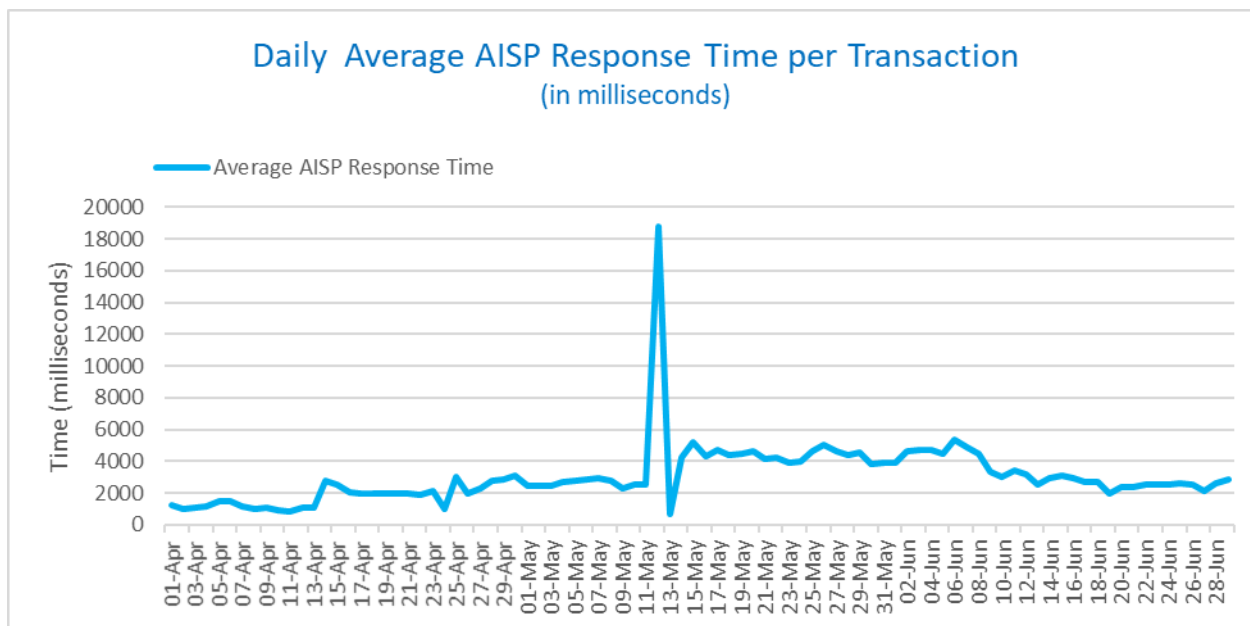
| May 2021 | |
|--------------|--------------------------------------------------------------------------------------------------------------------------------------------------------------------------------------------------------------------------|
| Date | 01-May 02-May 03-May 04-May 05-May 06-May 07-May 08-May 09-May 10-May 11-May 12-May 13-May 14-May 15-May 16-May 17-May 18-May 19-May 20-May 21-May 22-May 23-May 24-May 25-May 26-May 27-May 28-May 29-May 30-May 31-May |
| Average Time | 99.01% 81.15% 81.59% 73.41% 88.50% 92.93% 86.39% 99.52% 99.38% 99.45% 99.57% 25.07% 91.46% 99.19% 99.28% 99.15% 99.17% 98.99% 99.20% 98.71% 99.54% 99.66% 99.66% 99.24% 99.47% 99.42% 99.69% 99.60% 98.83% 98.93% 99.68% |

| June 2021 | |
|--------------|-------------------------------------------------------------------------------------------------------------------------------------------------------------------------------------------------------------------|
| Date | 01-Jun 02-Jun 03-Jun 04-Jun 05-Jun 06-Jun 07-Jun 08-Jun 09-Jun 10-Jun 11-Jun 12-Jun 13-Jun 14-Jun 15-Jun 16-Jun 17-Jun 18-Jun 19-Jun 20-Jun 21-Jun 22-Jun 23-Jun 24-Jun 25-Jun 26-Jun 27-Jun 28-Jun 29-Jun 30-Jun |
| Average Time | 99.94% 99.68% 99.69% 89.02% 99.65% 99.07% 99.50% 99.18% 99.64% 99.67% 99.77% 98.77% 99.93% 99.86% 99.48% 99.98% 99.52% 99.33% 99.47% 99.70% 99.89% 99.51% 99.36% 99.18% 98.93% 90.53% 96.34% 99.71% 99.35% 99.27% |

Account Information Performance (AISP)

This section shows the performance of the Account Information Service Provider channel between 01 April to 30 June 2021.

The daily average response time for transactions in this channel is calculated in milliseconds, with an average of 3056 milliseconds per call over this period.



| April 2021 | |
|-------------------|--------|
| Date | 01-Apr |
| Average Time (ms) | 1223 |
| Date | 02-Apr |
| Average Time (ms) | 1009 |
| Date | 03-Apr |
| Average Time (ms) | 1053 |
| Date | 04-Apr |
| Average Time (ms) | 1160 |
| Date | 05-Apr |
| Average Time (ms) | 1514 |
| Date | 06-Apr |
| Average Time (ms) | 1463 |
| Date | 07-Apr |
| Average Time (ms) | 1133 |
| Date | 08-Apr |
| Average Time (ms) | 1035 |
| Date | 09-Apr |
| Average Time (ms) | 1071 |
| Date | 10-Apr |
| Average Time (ms) | 883 |
| Date | 11-Apr |
| Average Time (ms) | 870 |
| Date | 12-Apr |
| Average Time (ms) | 1101 |
| Date | 13-Apr |
| Average Time (ms) | 1083 |
| Date | 14-Apr |
| Average Time (ms) | 2753 |
| Date | 15-Apr |
| Average Time (ms) | 2554 |
| Date | 16-Apr |
| Average Time (ms) | 2091 |
| Date | 17-Apr |
| Average Time (ms) | 1976 |
| Date | 18-Apr |
| Average Time (ms) | 1965 |
| Date | 19-Apr |
| Average Time (ms) | 1994 |
| Date | 20-Apr |
| Average Time (ms) | 1973 |
| Date | 21-Apr |
| Average Time (ms) | 1959 |
| Date | 22-Apr |
| Average Time (ms) | 1924 |
| Date | 23-Apr |
| Average Time (ms) | 2114 |
| Date | 24-Apr |
| Average Time (ms) | 1042 |
| Date | 25-Apr |
| Average Time (ms) | 3024 |
| Date | 26-Apr |
| Average Time (ms) | 2001 |
| Date | 27-Apr |
| Average Time (ms) | 2320 |
| Date | 28-Apr |
| Average Time (ms) | 2797 |
| Date | 29-Apr |
| Average Time (ms) | 2900 |
| Date | 30-Apr |
| Average Time (ms) | 3113 |

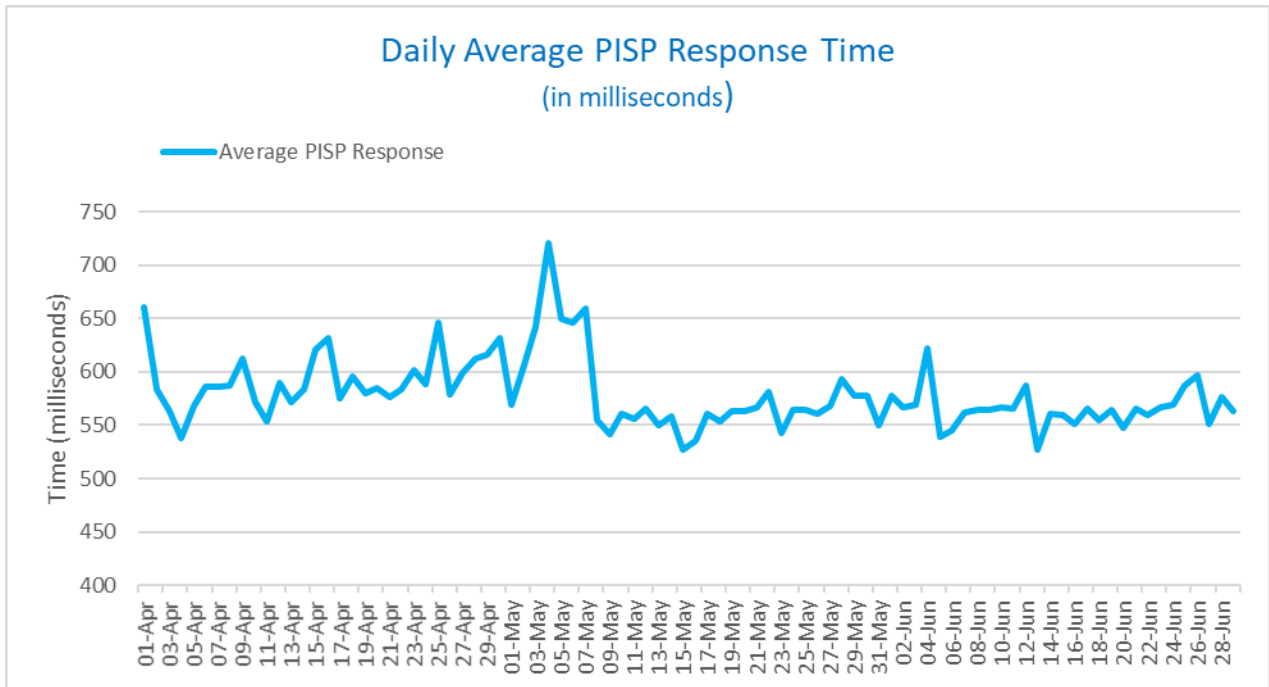
| May 2021 | |
|-------------------|--------|
| Date | 01-May |
| Average Time (ms) | 2486 |
| Date | 02-May |
| Average Time (ms) | 2476 |
| Date | 03-May |
| Average Time (ms) | 2420 |
| Date | 04-May |
| Average Time (ms) | 2729 |
| Date | 05-May |
| Average Time (ms) | 2760 |
| Date | 06-May |
| Average Time (ms) | 2857 |
| Date | 07-May |
| Average Time (ms) | 2967 |
| Date | 08-May |
| Average Time (ms) | 2770 |
| Date | 09-May |
| Average Time (ms) | 2336 |
| Date | 10-May |
| Average Time (ms) | 2531 |
| Date | 11-May |
| Average Time (ms) | 2513 |
| Date | 12-May |
| Average Time (ms) | 18799 |
| Date | 13-May |
| Average Time (ms) | 720 |
| Date | 14-May |
| Average Time (ms) | 4244 |
| Date | 15-May |
| Average Time (ms) | 5176 |
| Date | 16-May |
| Average Time (ms) | 4288 |
| Date | 17-May |
| Average Time (ms) | 4687 |
| Date | 18-May |
| Average Time (ms) | 4436 |
| Date | 19-May |
| Average Time (ms) | 4501 |
| Date | 20-May |
| Average Time (ms) | 4660 |
| Date | 21-May |
| Average Time (ms) | 4139 |
| Date | 22-May |
| Average Time (ms) | 4209 |
| Date | 23-May |
| Average Time (ms) | 3947 |
| Date | 24-May |
| Average Time (ms) | 3961 |
| Date | 25-May |
| Average Time (ms) | 4612 |
| Date | 26-May |
| Average Time (ms) | 5034 |
| Date | 27-May |
| Average Time (ms) | 4637 |
| Date | 28-May |
| Average Time (ms) | 4409 |
| Date | 29-May |
| Average Time (ms) | 4535 |
| Date | 30-May |
| Average Time (ms) | 3803 |
| Date | 31-May |
| Average Time (ms) | 3927 |

| June 2021 | |
|-------------------|--------|
| Date | 01-Jun |
| Average Time (ms) | 3937 |
| Date | 02-Jun |
| Average Time (ms) | 4636 |
| Date | 03-Jun |
| Average Time (ms) | 4738 |
| Date | 04-Jun |
| Average Time (ms) | 4737 |
| Date | 05-Jun |
| Average Time (ms) | 4518 |
| Date | 06-Jun |
| Average Time (ms) | 5334 |
| Date | 07-Jun |
| Average Time (ms) | 4854 |
| Date | 08-Jun |
| Average Time (ms) | 4442 |
| Date | 09-Jun |
| Average Time (ms) | 3362 |
| Date | 10-Jun |
| Average Time (ms) | 3059 |
| Date | 11-Jun |
| Average Time (ms) | 3403 |
| Date | 12-Jun |
| Average Time (ms) | 3157 |
| Date | 13-Jun |
| Average Time (ms) | 2500 |
| Date | 14-Jun |
| Average Time (ms) | 2929 |
| Date | 15-Jun |
| Average Time (ms) | 3119 |
| Date | 16-Jun |
| Average Time (ms) | 2982 |
| Date | 17-Jun |
| Average Time (ms) | 2736 |
| Date | 18-Jun |
| Average Time (ms) | 2712 |
| Date | 19-Jun |
| Average Time (ms) | 1971 |
| Date | 20-Jun |
| Average Time (ms) | 2404 |
| Date | 21-Jun |
| Average Time (ms) | 2373 |
| Date | 22-Jun |
| Average Time (ms) | 2546 |
| Date | 23-Jun |
| Average Time (ms) | 2500 |
| Date | 24-Jun |
| Average Time (ms) | 2517 |
| Date | 25-Jun |
| Average Time (ms) | 2631 |
| Date | 26-Jun |
| Average Time (ms) | 2553 |
| Date | 27-Jun |
| Average Time (ms) | 2174 |
| Date | 28-Jun |
| Average Time (ms) | 2659 |
| Date | 29-Jun |
| Average Time (ms) | 2899 |
| Date | 30-Jun |
| Average Time (ms) | 2965 |

Payment Initiation Performance (PISP)

This section shows the performance of the Payment Initiation Service Performance channel between 01 April to 30 June 2021.

The daily average response time for transactions in this channel is calculated in milliseconds, with an average of 579 milliseconds per call over this period.



| April 2021 | |
|-------------------|--------|
| Date | 01-Apr |
| Average Time (ms) | 661 |
| Date | 02-Apr |
| Average Time (ms) | 584 |
| Date | 03-Apr |
| Average Time (ms) | 563 |
| Date | 04-Apr |
| Average Time (ms) | 538 |
| Date | 05-Apr |
| Average Time (ms) | 568 |
| Date | 06-Apr |
| Average Time (ms) | 586 |
| Date | 07-Apr |
| Average Time (ms) | 586 |
| Date | 08-Apr |
| Average Time (ms) | 587 |
| Date | 09-Apr |
| Average Time (ms) | 612 |
| Date | 10-Apr |
| Average Time (ms) | 571 |
| Date | 11-Apr |
| Average Time (ms) | 554 |
| Date | 12-Apr |
| Average Time (ms) | 590 |
| Date | 13-Apr |
| Average Time (ms) | 572 |
| Date | 14-Apr |
| Average Time (ms) | 584 |
| Date | 15-Apr |
| Average Time (ms) | 621 |
| Date | 16-Apr |
| Average Time (ms) | 632 |
| Date | 17-Apr |
| Average Time (ms) | 575 |
| Date | 18-Apr |
| Average Time (ms) | 596 |
| Date | 19-Apr |
| Average Time (ms) | 580 |
| Date | 20-Apr |
| Average Time (ms) | 585 |
| Date | 21-Apr |
| Average Time (ms) | 576 |
| Date | 22-Apr |
| Average Time (ms) | 584 |
| Date | 23-Apr |
| Average Time (ms) | 601 |
| Date | 24-Apr |
| Average Time (ms) | 588 |
| Date | 25-Apr |
| Average Time (ms) | 646 |
| Date | 26-Apr |
| Average Time (ms) | 578 |
| Date | 27-Apr |
| Average Time (ms) | 599 |
| Date | 28-Apr |
| Average Time (ms) | 613 |
| Date | 29-Apr |
| Average Time (ms) | 616 |
| Date | 30-Apr |
| Average Time (ms) | 631 |

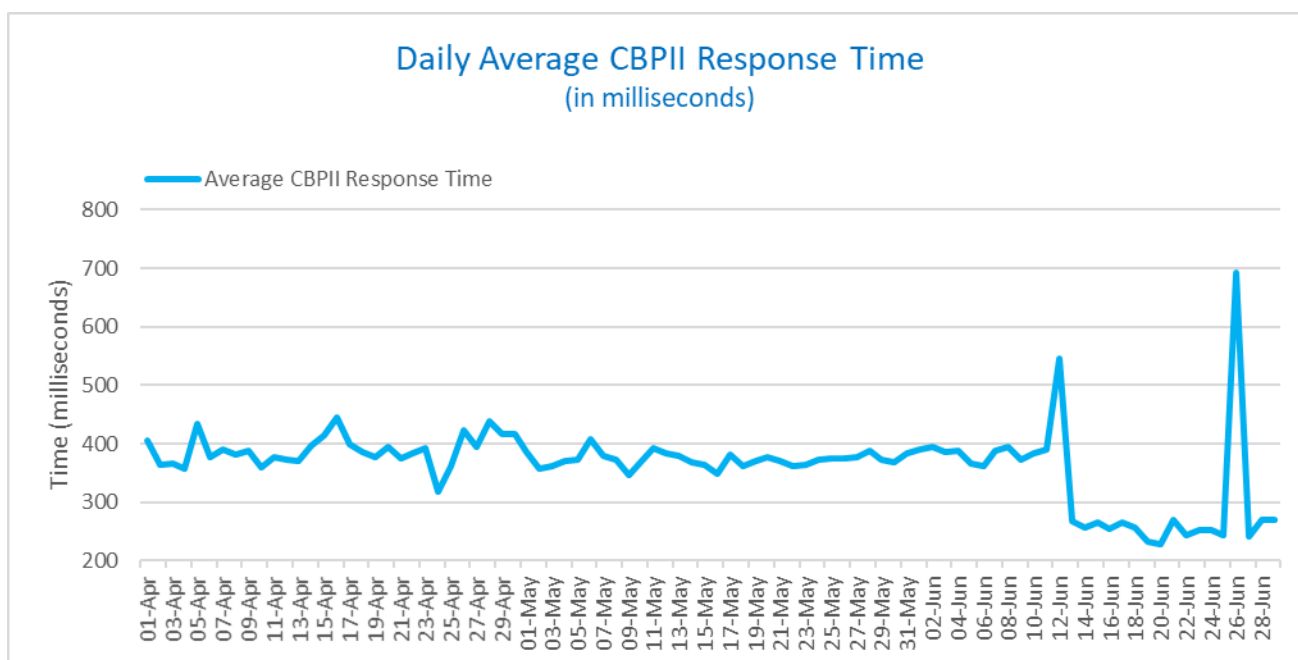
| May 2021 | |
|-------------------|--------|
| Date | 01-May |
| Average Time (ms) | 569 |
| Date | 02-May |
| Average Time (ms) | 606 |
| Date | 03-May |
| Average Time (ms) | 642 |
| Date | 04-May |
| Average Time (ms) | 721 |
| Date | 05-May |
| Average Time (ms) | 650 |
| Date | 06-May |
| Average Time (ms) | 646 |
| Date | 07-May |
| Average Time (ms) | 659 |
| Date | 08-May |
| Average Time (ms) | 555 |
| Date | 09-May |
| Average Time (ms) | 542 |
| Date | 10-May |
| Average Time (ms) | 560 |
| Date | 11-May |
| Average Time (ms) | 556 |
| Date | 12-May |
| Average Time (ms) | 565 |
| Date | 13-May |
| Average Time (ms) | 550 |
| Date | 14-May |
| Average Time (ms) | 558 |
| Date | 15-May |
| Average Time (ms) | 527 |
| Date | 16-May |
| Average Time (ms) | 535 |
| Date | 17-May |
| Average Time (ms) | 561 |
| Date | 18-May |
| Average Time (ms) | 554 |
| Date | 19-May |
| Average Time (ms) | 563 |
| Date | 20-May |
| Average Time (ms) | 563 |
| Date | 21-May |
| Average Time (ms) | 567 |
| Date | 22-May |
| Average Time (ms) | 582 |
| Date | 23-May |
| Average Time (ms) | 543 |
| Date | 24-May |
| Average Time (ms) | 564 |
| Date | 25-May |
| Average Time (ms) | 565 |
| Date | 26-May |
| Average Time (ms) | 561 |
| Date | 27-May |
| Average Time (ms) | 567 |
| Date | 28-May |
| Average Time (ms) | 593 |
| Date | 29-May |
| Average Time (ms) | 577 |
| Date | 30-May |
| Average Time (ms) | 578 |
| Date | 31-May |
| Average Time (ms) | 551 |

| June 2021 | |
|-------------------|--------|
| Date | 01-Jun |
| Average Time (ms) | 577 |
| Date | 02-Jun |
| Average Time (ms) | 567 |
| Date | 03-Jun |
| Average Time (ms) | 569 |
| Date | 04-Jun |
| Average Time (ms) | 622 |
| Date | 05-Jun |
| Average Time (ms) | 539 |
| Date | 06-Jun |
| Average Time (ms) | 545 |
| Date | 07-Jun |
| Average Time (ms) | 562 |
| Date | 08-Jun |
| Average Time (ms) | 565 |
| Date | 09-Jun |
| Average Time (ms) | 565 |
| Date | 10-Jun |
| Average Time (ms) | 567 |
| Date | 11-Jun |
| Average Time (ms) | 565 |
| Date | 12-Jun |
| Average Time (ms) | 588 |
| Date | 13-Jun |
| Average Time (ms) | 527 |
| Date | 14-Jun |
| Average Time (ms) | 560 |
| Date | 15-Jun |
| Average Time (ms) | 559 |
| Date | 16-Jun |
| Average Time (ms) | 552 |
| Date | 17-Jun |
| Average Time (ms) | 565 |
| Date | 18-Jun |
| Average Time (ms) | 555 |
| Date | 19-Jun |
| Average Time (ms) | 565 |
| Date | 20-Jun |
| Average Time (ms) | 548 |
| Date | 21-Jun |
| Average Time (ms) | 566 |
| Date | 22-Jun |
| Average Time (ms) | 559 |
| Date | 23-Jun |
| Average Time (ms) | 567 |
| Date | 24-Jun |
| Average Time (ms) | 569 |
| Date | 25-Jun |
| Average Time (ms) | 587 |
| Date | 26-Jun |
| Average Time (ms) | 597 |
| Date | 27-Jun |
| Average Time (ms) | 551 |
| Date | 28-Jun |
| Average Time (ms) | 576 |
| Date | 29-Jun |
| Average Time (ms) | 563 |
| Date | 30-Jun |
| Average Time (ms) | 596 |

Card Based Payment Instrument Issuer Performance (CBPII)

This section shows the performance of the Card Based Payment Instrument Issuer channel between 01 April to 30 June 2021.

The daily average response time for transactions in this channel is calculated in milliseconds, with an average of 364 milliseconds per call over this period.



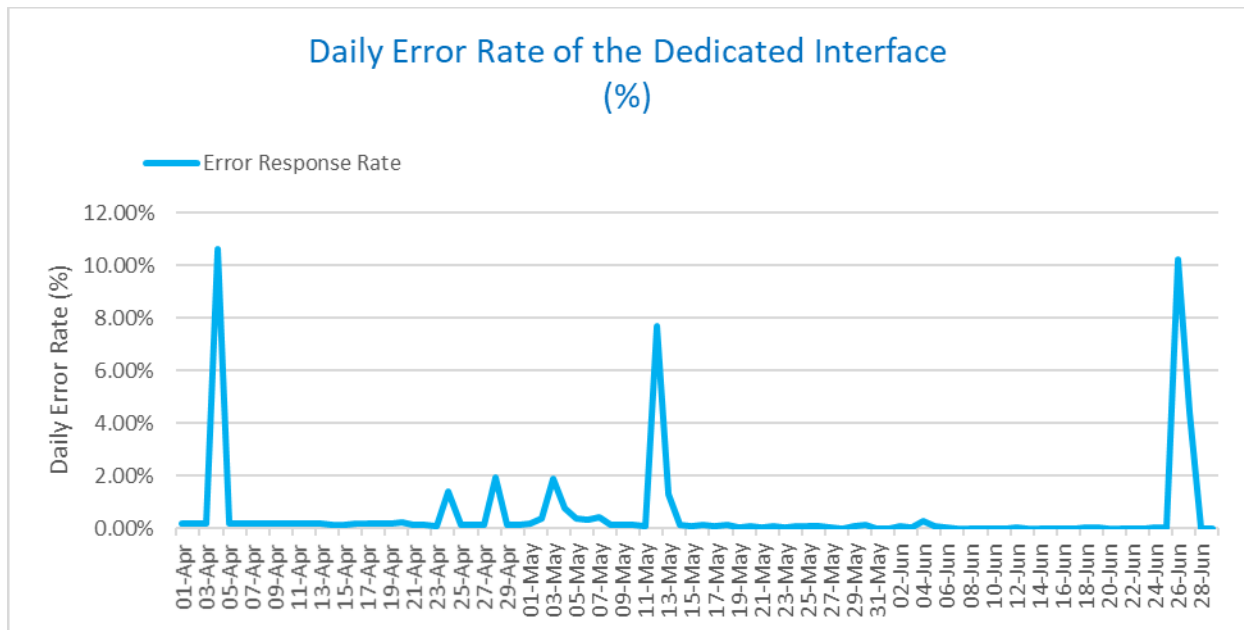
| April 2021 | |
|-------------------|--------|
| Date | 01-Apr |
| Average Time (ms) | 405 |
| Date | 02-Apr |
| Average Time (ms) | 364 |
| Date | 03-Apr |
| Average Time (ms) | 367 |
| Date | 04-Apr |
| Average Time (ms) | 358 |
| Date | 05-Apr |
| Average Time (ms) | 374 |
| Date | 06-Apr |
| Average Time (ms) | 378 |
| Date | 07-Apr |
| Average Time (ms) | 390 |
| Date | 08-Apr |
| Average Time (ms) | 380 |
| Date | 09-Apr |
| Average Time (ms) | 388 |
| Date | 10-Apr |
| Average Time (ms) | 360 |
| Date | 11-Apr |
| Average Time (ms) | 376 |
| Date | 12-Apr |
| Average Time (ms) | 372 |
| Date | 13-Apr |
| Average Time (ms) | 371 |
| Date | 14-Apr |
| Average Time (ms) | 397 |
| Date | 15-Apr |
| Average Time (ms) | 415 |
| Date | 16-Apr |
| Average Time (ms) | 444 |
| Date | 17-Apr |
| Average Time (ms) | 398 |
| Date | 18-Apr |
| Average Time (ms) | 386 |
| Date | 19-Apr |
| Average Time (ms) | 377 |
| Date | 20-Apr |
| Average Time (ms) | 396 |
| Date | 21-Apr |
| Average Time (ms) | 375 |
| Date | 22-Apr |
| Average Time (ms) | 383 |
| Date | 23-Apr |
| Average Time (ms) | 393 |
| Date | 24-Apr |
| Average Time (ms) | 319 |
| Date | 25-Apr |
| Average Time (ms) | 362 |
| Date | 26-Apr |
| Average Time (ms) | 424 |
| Date | 27-Apr |
| Average Time (ms) | 394 |
| Date | 28-Apr |
| Average Time (ms) | 437 |
| Date | 29-Apr |
| Average Time (ms) | 416 |
| Date | 30-Apr |
| Average Time (ms) | 416 |

| May 2021 | |
|-------------------|--------|
| Date | 01-May |
| Average Time (ms) | 385 |
| Date | 02-May |
| Average Time (ms) | 356 |
| Date | 03-May |
| Average Time (ms) | 363 |
| Date | 04-May |
| Average Time (ms) | 370 |
| Date | 05-May |
| Average Time (ms) | 374 |
| Date | 06-May |
| Average Time (ms) | 408 |
| Date | 07-May |
| Average Time (ms) | 380 |
| Date | 08-May |
| Average Time (ms) | 372 |
| Date | 09-May |
| Average Time (ms) | 347 |
| Date | 10-May |
| Average Time (ms) | 368 |
| Date | 11-May |
| Average Time (ms) | 393 |
| Date | 12-May |
| Average Time (ms) | 384 |
| Date | 13-May |
| Average Time (ms) | 379 |
| Date | 14-May |
| Average Time (ms) | 369 |
| Date | 15-May |
| Average Time (ms) | 364 |
| Date | 16-May |
| Average Time (ms) | 349 |
| Date | 17-May |
| Average Time (ms) | 382 |
| Date | 18-May |
| Average Time (ms) | 363 |
| Date | 19-May |
| Average Time (ms) | 370 |
| Date | 20-May |
| Average Time (ms) | 377 |
| Date | 21-May |
| Average Time (ms) | 371 |
| Date | 22-May |
| Average Time (ms) | 362 |
| Date | 23-May |
| Average Time (ms) | 364 |
| Date | 24-May |
| Average Time (ms) | 373 |
| Date | 25-May |
| Average Time (ms) | 375 |
| Date | 26-May |
| Average Time (ms) | 376 |
| Date | 27-May |
| Average Time (ms) | 378 |
| Date | 28-May |
| Average Time (ms) | 387 |
| Date | 29-May |
| Average Time (ms) | 373 |
| Date | 30-May |
| Average Time (ms) | 368 |
| Date | 31-May |
| Average Time (ms) | 384 |

| June 2021 | |
|-------------------|--------|
| Date | 01-Jun |
| Average Time (ms) | 390 |
| Date | 02-Jun |
| Average Time (ms) | 394 |
| Date | 03-Jun |
| Average Time (ms) | 385 |
| Date | 04-Jun |
| Average Time (ms) | 389 |
| Date | 05-Jun |
| Average Time (ms) | 367 |
| Date | 06-Jun |
| Average Time (ms) | 363 |
| Date | 07-Jun |
| Average Time (ms) | 387 |
| Date | 08-Jun |
| Average Time (ms) | 395 |
| Date | 09-Jun |
| Average Time (ms) | 373 |
| Date | 10-Jun |
| Average Time (ms) | 385 |
| Date | 11-Jun |
| Average Time (ms) | 390 |
| Date | 12-Jun |
| Average Time (ms) | 545 |
| Date | 13-Jun |
| Average Time (ms) | 267 |
| Date | 14-Jun |
| Average Time (ms) | 257 |
| Date | 15-Jun |
| Average Time (ms) | 265 |
| Date | 16-Jun |
| Average Time (ms) | 254 |
| Date | 17-Jun |
| Average Time (ms) | 265 |
| Date | 18-Jun |
| Average Time (ms) | 257 |
| Date | 19-Jun |
| Average Time (ms) | 233 |
| Date | 20-Jun |
| Average Time (ms) | 228 |
| Date | 21-Jun |
| Average Time (ms) | 269 |
| Date | 22-Jun |
| Average Time (ms) | 244 |
| Date | 23-Jun |
| Average Time (ms) | 253 |
| Date | 24-Jun |
| Average Time (ms) | 253 |
| Date | 25-Jun |
| Average Time (ms) | 243 |
| Date | 26-Jun |
| Average Time (ms) | 693 |
| Date | 27-Jun |
| Average Time (ms) | 241 |
| Date | 28-Jun |
| Average Time (ms) | 271 |
| Date | 29-Jun |
| Average Time (ms) | 270 |
| Date | 30-Jun |
| Average Time (ms) | 303 |

Open Banking Dedicated Interface Performance

The daily error rate of the open banking dedicated interface is calculated as the proportion unsuccessful calls from any third party out of the total number of requests received each day.



| April 2021 | |
|----------------------|--------|
| Date | 01-Apr |
| Daily error Rate (%) | 0.18% |
| Date | 02-Apr |
| Daily error Rate (%) | 0.17% |
| Date | 03-Apr |
| Daily error Rate (%) | 10.64% |
| Date | 04-Apr |
| Daily error Rate (%) | 0.18% |
| Date | 05-Apr |
| Daily error Rate (%) | 0.19% |
| Date | 06-Apr |
| Daily error Rate (%) | 0.17% |
| Date | 07-Apr |
| Daily error Rate (%) | 0.17% |
| Date | 08-Apr |
| Daily error Rate (%) | 0.18% |
| Date | 09-Apr |
| Daily error Rate (%) | 0.20% |
| Date | 10-Apr |
| Daily error Rate (%) | 0.17% |
| Date | 11-Apr |
| Daily error Rate (%) | 0.17% |
| Date | 12-Apr |
| Daily error Rate (%) | 0.17% |
| Date | 13-Apr |
| Daily error Rate (%) | 0.15% |
| Date | 14-Apr |
| Daily error Rate (%) | 0.15% |
| Date | 15-Apr |
| Daily error Rate (%) | 0.20% |
| Date | 16-Apr |
| Daily error Rate (%) | 0.17% |
| Date | 17-Apr |
| Daily error Rate (%) | 0.17% |
| Date | 18-Apr |
| Daily error Rate (%) | 0.17% |
| Date | 19-Apr |
| Daily error Rate (%) | 0.24% |
| Date | 20-Apr |
| Daily error Rate (%) | 0.12% |
| Date | 21-Apr |
| Daily error Rate (%) | 0.14% |
| Date | 22-Apr |
| Daily error Rate (%) | 0.11% |
| Date | 23-Apr |
| Daily error Rate (%) | 1.39% |
| Date | 24-Apr |
| Daily error Rate (%) | 0.15% |
| Date | 25-Apr |
| Daily error Rate (%) | 0.14% |
| Date | 26-Apr |
| Daily error Rate (%) | 0.13% |
| Date | 27-Apr |
| Daily error Rate (%) | 1.94% |
| Date | 28-Apr |
| Daily error Rate (%) | 0.16% |
| Date | 29-Apr |
| Daily error Rate (%) | 0.13% |
| Date | 30-Apr |
| Daily error Rate (%) | 0.13% |

| May 2021 | |
|----------------------|--------|
| Date | 01-May |
| Daily error Rate (%) | 0.19% |
| Date | 02-May |
| Daily error Rate (%) | 0.39% |
| Date | 03-May |
| Daily error Rate (%) | 1.91% |
| Date | 04-May |
| Daily error Rate (%) | 0.76% |
| Date | 05-May |
| Daily error Rate (%) | 0.39% |
| Date | 06-May |
| Daily error Rate (%) | 0.34% |
| Date | 07-May |
| Daily error Rate (%) | 0.44% |
| Date | 08-May |
| Daily error Rate (%) | 0.14% |
| Date | 09-May |
| Daily error Rate (%) | 0.13% |
| Date | 10-May |
| Daily error Rate (%) | 0.13% |
| Date | 11-May |
| Daily error Rate (%) | 0.08% |
| Date | 12-May |
| Daily error Rate (%) | 7.71% |
| Date | 13-May |
| Daily error Rate (%) | 1.29% |
| Date | 14-May |
| Daily error Rate (%) | 0.14% |
| Date | 15-May |
| Daily error Rate (%) | 0.10% |
| Date | 16-May |
| Daily error Rate (%) | 0.14% |
| Date | 17-May |
| Daily error Rate (%) | 0.08% |
| Date | 18-May |
| Daily error Rate (%) | 0.13% |
| Date | 19-May |
| Daily error Rate (%) | 0.06% |
| Date | 20-May |
| Daily error Rate (%) | 0.07% |
| Date | 21-May |
| Daily error Rate (%) | 0.06% |
| Date | 22-May |
| Daily error Rate (%) | 0.07% |
| Date | 23-May |
| Daily error Rate (%) | 0.06% |
| Date | 24-May |
| Daily error Rate (%) | 0.11% |
| Date | 25-May |
| Daily error Rate (%) | 0.07% |
| Date | 26-May |
| Daily error Rate (%) | 0.08% |
| Date | 27-May |
| Daily error Rate (%) | 0.02% |
| Date | 28-May |
| Daily error Rate (%) | 0.01% |
| Date | 29-May |
| Daily error Rate (%) | 0.08% |
| Date | 30-May |
| Daily error Rate (%) | 0.12% |
| Date | 31-May |
| Daily error Rate (%) | 0.00% |

| June 2021 | |
|----------------------|--------|
| Date | 01-Jun |
| Daily error Rate (%) | 0.01% |
| Date | 02-Jun |
| Daily error Rate (%) | 0.07% |
| Date | 03-Jun |
| Daily error Rate (%) | 0.04% |
| Date | 04-Jun |
| Daily error Rate (%) | 0.30% |
| Date | 05-Jun |
| Daily error Rate (%) | 0.07% |
| Date | 06-Jun |
| Daily error Rate (%) | 0.05% |
| Date | 07-Jun |
| Daily error Rate (%) | 0.02% |
| Date | 08-Jun |
| Daily error Rate (%) | 0.02% |
| Date | 09-Jun |
| Daily error Rate (%) | 0.01% |
| Date | 10-Jun |
| Daily error Rate (%) | 0.00% |
| Date | 11-Jun |
| Daily error Rate (%) | 0.00% |
| Date | 12-Jun |
| Daily error Rate (%) | 0.03% |
| Date | 13-Jun |
| Daily error Rate (%) | 0.01% |
| Date | 14-Jun |
| Daily error Rate (%) | 0.00% |
| Date | 15-Jun |
| Daily error Rate (%) | 0.01% |
| Date | 16-Jun |
| Daily error Rate (%) | 0.00% |
| Date | 17-Jun |
| Daily error Rate (%) | 0.01% |
| Date | 18-Jun |
| Daily error Rate (%) | 0.05% |
| Date | 19-Jun |
| Daily error Rate (%) | 0.02% |
| Date | 20-Jun |
| Daily error Rate (%) | 0.00% |
| Date | 21-Jun |
| Daily error Rate (%) | 0.01% |
| Date | 22-Jun |
| Daily error Rate (%) | 0.01% |
| Date | 23-Jun |
| Daily error Rate (%) | 0.01% |
| Date | 24-Jun |
| Daily error Rate (%) | 0.02% |
| Date | 25-Jun |
| Daily error Rate (%) | 0.02% |
| Date | 26-Jun |
| Daily error Rate (%) | 10.23% |
| Date | 27-Jun |
| Daily error Rate (%) | 4.42% |
| Date | 28-Jun |
| Daily error Rate (%) | 0.00% |
| Date | 29-Jun |
| Daily error Rate (%) | 0.01% |
| Date | 30-Jun |
| Daily error Rate (%) | 0.01% |

