



Open Banking Channel Performance

01 July to 30 September 2023

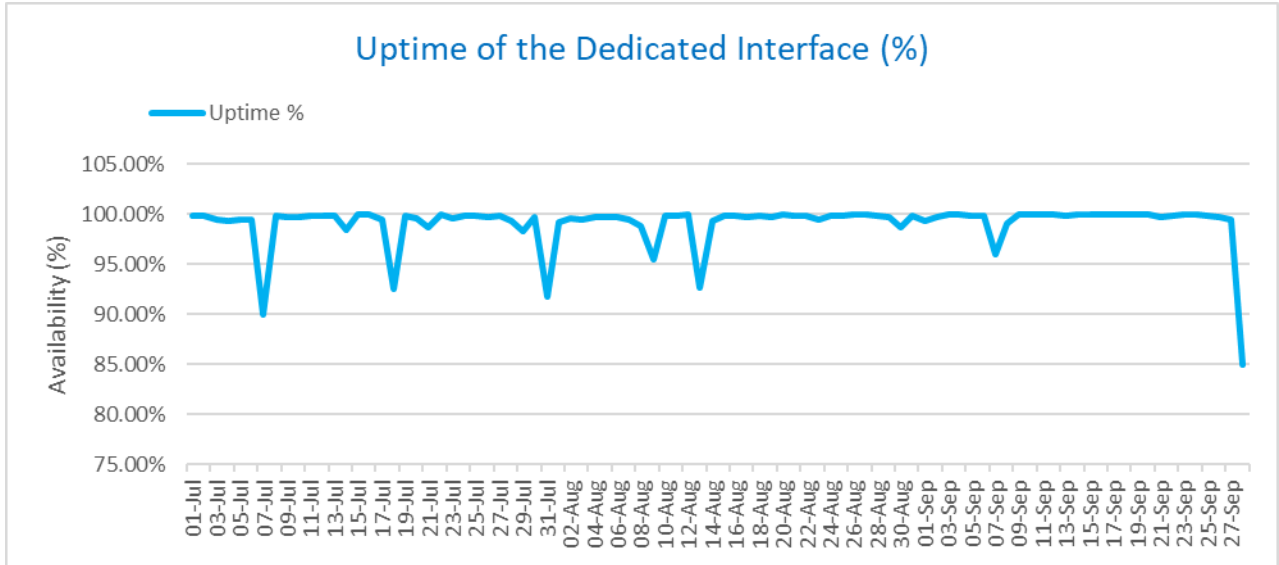
This report helps customers and Third-Party Providers (TPPs) understand the performance of our Open Banking Channel (Dedicated Interface).

We'll continue to publish new data on a quarterly basis. The next set of data covering October to December 2023 will be published in January 2024.

Channel Availability

The availability of the Open Banking channel shows the uptime proportion of the server between 01 July to 30 September 2023.

This service channel is considered unavailable when any request takes 30 seconds or more to be answered or when the interface returns a timeout error. In addition, all planned downtimes for maintenance have been included.



July 2023	
Date	01-Jul
Average Time	99.85%
Date	02-Jul
Average Time	99.87%
Date	03-Jul
Average Time	99.43%
Date	04-Jul
Average Time	99.35%
Date	05-Jul
Average Time	99.45%
Date	06-Jul
Average Time	99.44%
Date	07-Jul
Average Time	89.92%
Date	08-Jul
Average Time	99.87%
Date	09-Jul
Average Time	99.76%
Date	10-Jul
Average Time	99.77%
Date	11-Jul
Average Time	99.89%
Date	12-Jul
Average Time	99.80%
Date	13-Jul
Average Time	99.82%
Date	14-Jul
Average Time	98.43%
Date	15-Jul
Average Time	99.97%
Date	16-Jul
Average Time	99.99%
Date	17-Jul
Average Time	99.51%
Date	18-Jul
Average Time	92.56%
Date	19-Jul
Average Time	99.85%
Date	20-Jul
Average Time	99.53%
Date	21-Jul
Average Time	98.73%
Date	22-Jul
Average Time	99.94%
Date	23-Jul
Average Time	99.59%
Date	24-Jul
Average Time	99.87%
Date	25-Jul
Average Time	99.84%
Date	26-Jul
Average Time	99.66%
Date	27-Jul
Average Time	99.80%
Date	28-Jul
Average Time	99.27%
Date	29-Jul
Average Time	98.35%
Date	30-Jul
Average Time	99.72%
Date	31-Jul
Average Time	91.76%

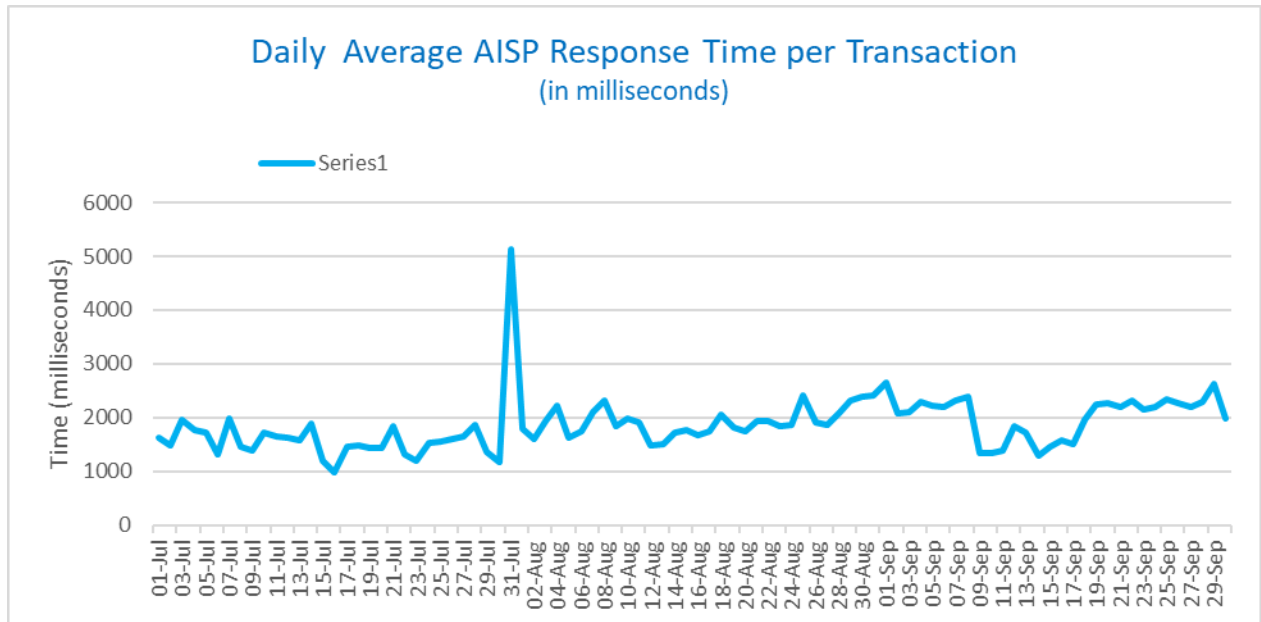
August 2023	
Date	01-Aug
Average Time	99.15%
Date	02-Aug
Average Time	99.57%
Date	03-Aug
Average Time	99.46%
Date	04-Aug
Average Time	99.71%
Date	05-Aug
Average Time	99.76%
Date	06-Aug
Average Time	99.77%
Date	07-Aug
Average Time	99.41%
Date	08-Aug
Average Time	98.80%
Date	09-Aug
Average Time	95.44%
Date	10-Aug
Average Time	99.89%
Date	11-Aug
Average Time	99.84%
Date	12-Aug
Average Time	99.93%
Date	13-Aug
Average Time	92.70%
Date	14-Aug
Average Time	99.39%
Date	15-Aug
Average Time	99.82%
Date	16-Aug
Average Time	99.87%
Date	17-Aug
Average Time	99.74%
Date	18-Aug
Average Time	99.89%
Date	19-Aug
Average Time	99.76%
Date	20-Aug
Average Time	99.96%
Date	21-Aug
Average Time	99.85%
Date	22-Aug
Average Time	99.87%
Date	23-Aug
Average Time	99.50%
Date	24-Aug
Average Time	99.87%
Date	25-Aug
Average Time	99.78%
Date	26-Aug
Average Time	99.95%
Date	27-Aug
Average Time	99.95%
Date	28-Aug
Average Time	99.89%
Date	29-Aug
Average Time	99.64%
Date	30-Aug
Average Time	98.62%
Date	31-Aug
Average Time	99.82%

September 2023	
Date	01-Sep
Average Time	99.38%
Date	02-Sep
Average Time	99.67%
Date	03-Sep
Average Time	99.95%
Date	04-Sep
Average Time	99.90%
Date	05-Sep
Average Time	99.82%
Date	06-Sep
Average Time	99.85%
Date	07-Sep
Average Time	96.01%
Date	08-Sep
Average Time	99.02%
Date	09-Sep
Average Time	99.99%
Date	10-Sep
Average Time	99.99%
Date	11-Sep
Average Time	99.99%
Date	12-Sep
Average Time	99.97%
Date	13-Sep
Average Time	99.89%
Date	14-Sep
Average Time	99.90%
Date	15-Sep
Average Time	99.98%
Date	16-Sep
Average Time	99.95%
Date	17-Sep
Average Time	99.96%
Date	18-Sep
Average Time	99.91%
Date	19-Sep
Average Time	99.94%
Date	20-Sep
Average Time	99.96%
Date	21-Sep
Average Time	99.76%
Date	22-Sep
Average Time	99.84%
Date	23-Sep
Average Time	99.99%
Date	24-Sep
Average Time	99.94%
Date	25-Sep
Average Time	99.90%
Date	26-Sep
Average Time	99.73%
Date	27-Sep
Average Time	99.42%
Date	28-Sep
Average Time	84.93%
Date	29-Sep
Average Time	99.45%
Date	30-Sep
Average Time	99.10%

Account Information Performance (AISP)

This section shows the performance of the Account Information Service Provider channel between 01 July to 30 September 2023.

The daily average response time for transactions in this channel is calculated in milliseconds, with an average of 1864 milliseconds per call over this period.



July 2023	
Date	01-Jul
Average Time (ms)	1619
Date	02-Jul
Average Time (ms)	1471
Date	03-Jul
Average Time (ms)	1955
Date	04-Jul
Average Time (ms)	1776
Date	05-Jul
Average Time (ms)	1713
Date	06-Jul
Average Time (ms)	1309
Date	07-Jul
Average Time (ms)	1985
Date	08-Jul
Average Time (ms)	1458
Date	09-Jul
Average Time (ms)	1380
Date	10-Jul
Average Time (ms)	1717
Date	11-Jul
Average Time (ms)	1659
Date	12-Jul
Average Time (ms)	1616
Date	13-Jul
Average Time (ms)	1576
Date	14-Jul
Average Time (ms)	1881
Date	15-Jul
Average Time (ms)	1190
Date	16-Jul
Average Time (ms)	970
Date	17-Jul
Average Time (ms)	1448
Date	18-Jul
Average Time (ms)	1479
Date	19-Jul
Average Time (ms)	1422
Date	20-Jul
Average Time (ms)	1443
Date	21-Jul
Average Time (ms)	1842
Date	22-Jul
Average Time (ms)	1305
Date	23-Jul
Average Time (ms)	1192
Date	24-Jul
Average Time (ms)	1530
Date	25-Jul
Average Time (ms)	1554
Date	26-Jul
Average Time (ms)	1600
Date	27-Jul
Average Time (ms)	1640
Date	28-Jul
Average Time (ms)	1854
Date	29-Jul
Average Time (ms)	1359
Date	30-Jul
Average Time (ms)	1163
Date	31-Jul
Average Time (ms)	5136

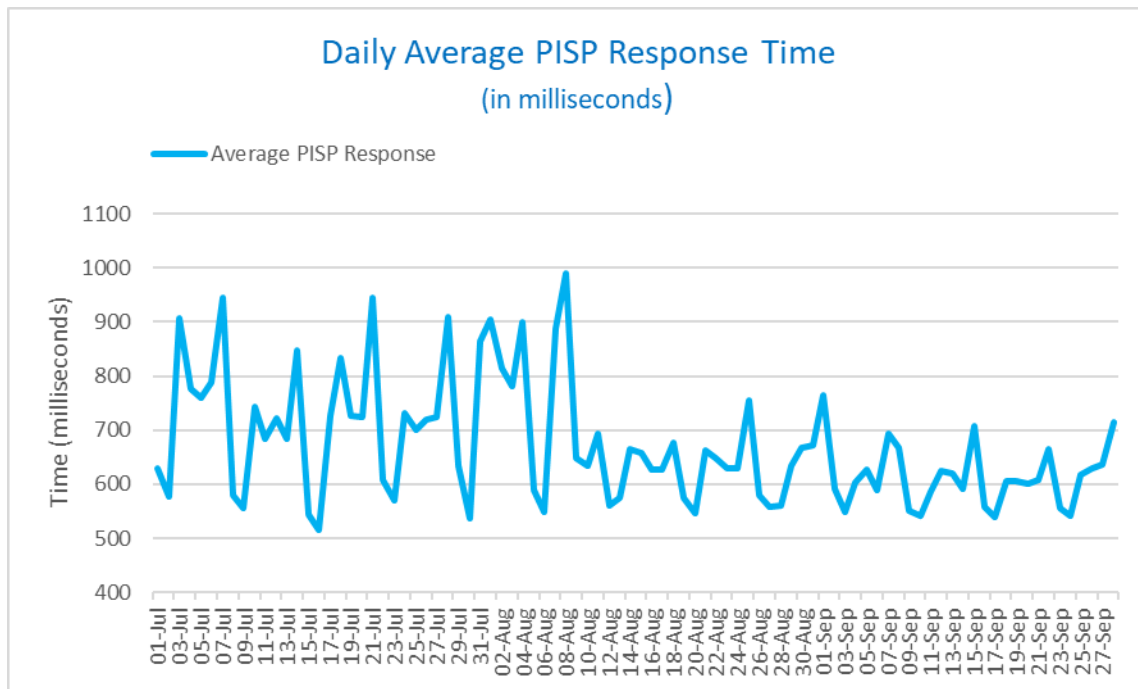
August 2023	
Date	01-Aug
Average Time (ms)	1803
Date	02-Aug
Average Time (ms)	1608
Date	03-Aug
Average Time (ms)	1945
Date	04-Aug
Average Time (ms)	2216
Date	05-Aug
Average Time (ms)	1626
Date	06-Aug
Average Time (ms)	1741
Date	07-Aug
Average Time (ms)	2112
Date	08-Aug
Average Time (ms)	2326
Date	09-Aug
Average Time (ms)	1834
Date	10-Aug
Average Time (ms)	1974
Date	11-Aug
Average Time (ms)	1901
Date	12-Aug
Average Time (ms)	1477
Date	13-Aug
Average Time (ms)	1516
Date	14-Aug
Average Time (ms)	1708
Date	15-Aug
Average Time (ms)	1778
Date	16-Aug
Average Time (ms)	1671
Date	17-Aug
Average Time (ms)	1744
Date	18-Aug
Average Time (ms)	2065
Date	19-Aug
Average Time (ms)	1803
Date	20-Aug
Average Time (ms)	1737
Date	21-Aug
Average Time (ms)	1942
Date	22-Aug
Average Time (ms)	1929
Date	23-Aug
Average Time (ms)	1849
Date	24-Aug
Average Time (ms)	1855
Date	25-Aug
Average Time (ms)	2418
Date	26-Aug
Average Time (ms)	1914
Date	27-Aug
Average Time (ms)	1865
Date	28-Aug
Average Time (ms)	2067
Date	29-Aug
Average Time (ms)	2322
Date	30-Aug
Average Time (ms)	2378
Date	31-Aug
Average Time (ms)	2402

September 2023	
Date	01-Sep
Average Time (ms)	2658
Date	02-Sep
Average Time (ms)	2066
Date	03-Sep
Average Time (ms)	2105
Date	04-Sep
Average Time (ms)	2286
Date	05-Sep
Average Time (ms)	2214
Date	06-Sep
Average Time (ms)	2190
Date	07-Sep
Average Time (ms)	2304
Date	08-Sep
Average Time (ms)	2399
Date	09-Sep
Average Time (ms)	1336
Date	10-Sep
Average Time (ms)	1343
Date	11-Sep
Average Time (ms)	1385
Date	12-Sep
Average Time (ms)	1845
Date	13-Sep
Average Time (ms)	1722
Date	14-Sep
Average Time (ms)	1279
Date	15-Sep
Average Time (ms)	1467
Date	16-Sep
Average Time (ms)	1587
Date	17-Sep
Average Time (ms)	1509
Date	18-Sep
Average Time (ms)	1954
Date	19-Sep
Average Time (ms)	2248
Date	20-Sep
Average Time (ms)	2270
Date	21-Sep
Average Time (ms)	2203
Date	22-Sep
Average Time (ms)	2313
Date	23-Sep
Average Time (ms)	2159
Date	24-Sep
Average Time (ms)	2193
Date	25-Sep
Average Time (ms)	2343
Date	26-Sep
Average Time (ms)	2259
Date	27-Sep
Average Time (ms)	2197
Date	28-Sep
Average Time (ms)	2303
Date	29-Sep
Average Time (ms)	2634
Date	30-Sep
Average Time (ms)	1971

Payment Initiation Performance (PISP)

This section shows the performance of the Payment Initiation Service Performance channel between 01 July to 30 September 2023.

The daily average response time for transactions in this channel is calculated in milliseconds, with an average of 672 milliseconds per call over this period.



July 2023	
Date	01-Jul
Average Time (ms)	628
Date	02-Jul
Average Time (ms)	578
Date	03-Jul
Average Time (ms)	907
Date	04-Jul
Average Time (ms)	776
Date	05-Jul
Average Time (ms)	761
Date	06-Jul
Average Time (ms)	788
Date	07-Jul
Average Time (ms)	946
Date	08-Jul
Average Time (ms)	580
Date	09-Jul
Average Time (ms)	556
Date	10-Jul
Average Time (ms)	743
Date	11-Jul
Average Time (ms)	683
Date	12-Jul
Average Time (ms)	722
Date	13-Jul
Average Time (ms)	683
Date	14-Jul
Average Time (ms)	848
Date	15-Jul
Average Time (ms)	544
Date	16-Jul
Average Time (ms)	516
Date	17-Jul
Average Time (ms)	726
Date	18-Jul
Average Time (ms)	833
Date	19-Jul
Average Time (ms)	727
Date	20-Jul
Average Time (ms)	725
Date	21-Jul
Average Time (ms)	945
Date	22-Jul
Average Time (ms)	607
Date	23-Jul
Average Time (ms)	570
Date	24-Jul
Average Time (ms)	732
Date	25-Jul
Average Time (ms)	701
Date	26-Jul
Average Time (ms)	718
Date	27-Jul
Average Time (ms)	724
Date	28-Jul
Average Time (ms)	910
Date	29-Jul
Average Time (ms)	635
Date	30-Jul
Average Time (ms)	536
Date	31-Jul
Average Time (ms)	865

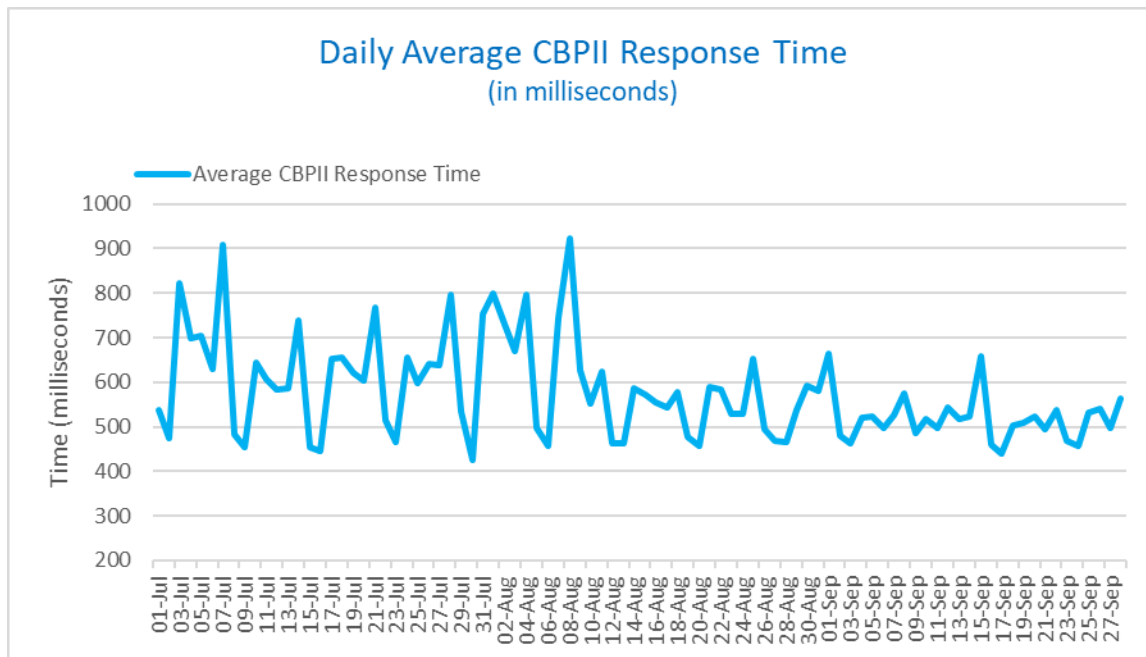
August 2023	
Date	01-Aug
Average Time (ms)	904
Date	02-Aug
Average Time (ms)	814
Date	03-Aug
Average Time (ms)	782
Date	04-Aug
Average Time (ms)	901
Date	05-Aug
Average Time (ms)	590
Date	06-Aug
Average Time (ms)	549
Date	07-Aug
Average Time (ms)	888
Date	08-Aug
Average Time (ms)	991
Date	09-Aug
Average Time (ms)	648
Date	10-Aug
Average Time (ms)	635
Date	11-Aug
Average Time (ms)	695
Date	12-Aug
Average Time (ms)	562
Date	13-Aug
Average Time (ms)	575
Date	14-Aug
Average Time (ms)	664
Date	15-Aug
Average Time (ms)	657
Date	16-Aug
Average Time (ms)	626
Date	17-Aug
Average Time (ms)	627
Date	18-Aug
Average Time (ms)	677
Date	19-Aug
Average Time (ms)	574
Date	20-Aug
Average Time (ms)	547
Date	21-Aug
Average Time (ms)	664
Date	22-Aug
Average Time (ms)	649
Date	23-Aug
Average Time (ms)	630
Date	24-Aug
Average Time (ms)	628
Date	25-Aug
Average Time (ms)	755
Date	26-Aug
Average Time (ms)	580
Date	27-Aug
Average Time (ms)	559
Date	28-Aug
Average Time (ms)	560
Date	29-Aug
Average Time (ms)	634
Date	30-Aug
Average Time (ms)	668
Date	31-Aug
Average Time (ms)	673

September 2023	
Date	01-Sep
Average Time (ms)	765
Date	02-Sep
Average Time (ms)	591
Date	03-Sep
Average Time (ms)	550
Date	04-Sep
Average Time (ms)	604
Date	05-Sep
Average Time (ms)	628
Date	06-Sep
Average Time (ms)	588
Date	07-Sep
Average Time (ms)	693
Date	08-Sep
Average Time (ms)	666
Date	09-Sep
Average Time (ms)	550
Date	10-Sep
Average Time (ms)	540
Date	11-Sep
Average Time (ms)	587
Date	12-Sep
Average Time (ms)	625
Date	13-Sep
Average Time (ms)	620
Date	14-Sep
Average Time (ms)	592
Date	15-Sep
Average Time (ms)	708
Date	16-Sep
Average Time (ms)	558
Date	17-Sep
Average Time (ms)	539
Date	18-Sep
Average Time (ms)	606
Date	19-Sep
Average Time (ms)	600
Date	20-Sep
Average Time (ms)	607
Date	21-Sep
Average Time (ms)	664
Date	22-Sep
Average Time (ms)	555
Date	23-Sep
Average Time (ms)	542
Date	24-Sep
Average Time (ms)	617
Date	25-Sep
Average Time (ms)	629
Date	26-Sep
Average Time (ms)	637
Date	27-Sep
Average Time (ms)	716
Date	28-Sep
Average Time (ms)	872
Date	29-Sep
Average Time (ms)	652
Date	30-Sep
Average Time (ms)	

Card Based Payment Instrument Issuer Performance (CBPII)

This section shows the performance of the Card Based Payment Instrument Issuer channel between 01 July to 30 September 2023.

The daily average response time for transactions in this channel is calculated in milliseconds, with an average of 577 milliseconds per call over this period.



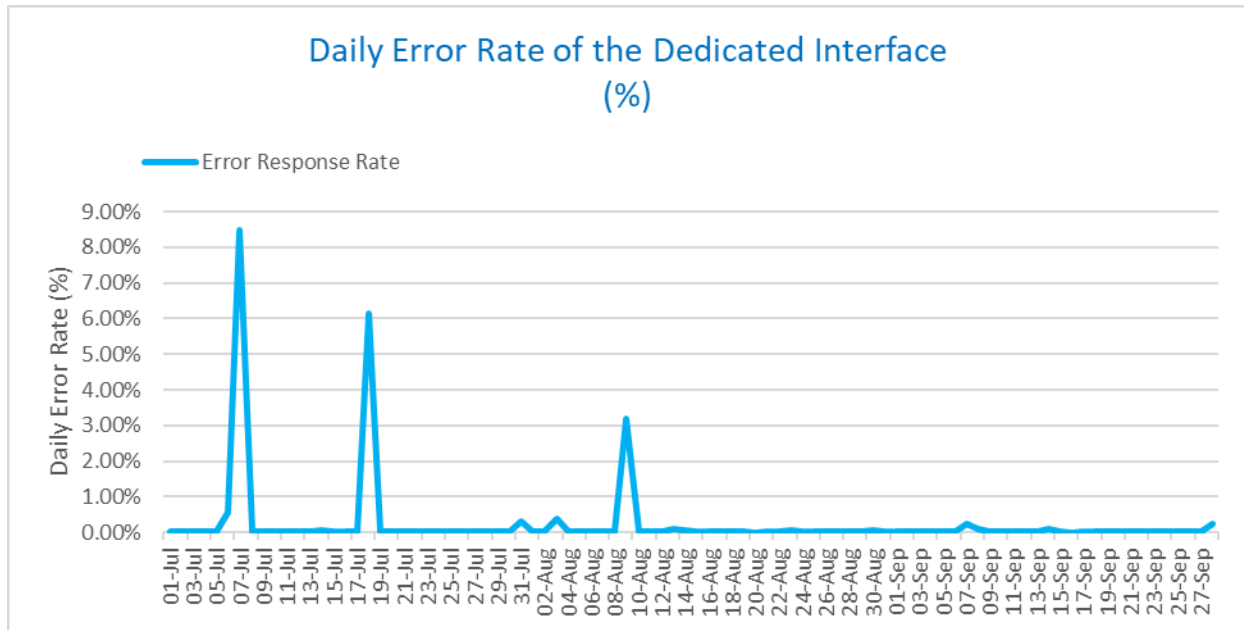
July 2023	
Date	01-Jul
Average Time (ms)	537
Date	02-Jul
Average Time (ms)	475
Date	03-Jul
Average Time (ms)	822
Date	04-Jul
Average Time (ms)	697
Date	05-Jul
Average Time (ms)	704
Date	06-Jul
Average Time (ms)	631
Date	07-Jul
Average Time (ms)	908
Date	08-Jul
Average Time (ms)	483
Date	09-Jul
Average Time (ms)	453
Date	10-Jul
Average Time (ms)	643
Date	11-Jul
Average Time (ms)	606
Date	12-Jul
Average Time (ms)	583
Date	13-Jul
Average Time (ms)	587
Date	14-Jul
Average Time (ms)	740
Date	15-Jul
Average Time (ms)	453
Date	16-Jul
Average Time (ms)	445
Date	17-Jul
Average Time (ms)	652
Date	18-Jul
Average Time (ms)	656
Date	19-Jul
Average Time (ms)	620
Date	20-Jul
Average Time (ms)	602
Date	21-Jul
Average Time (ms)	767
Date	22-Jul
Average Time (ms)	516
Date	23-Jul
Average Time (ms)	465
Date	24-Jul
Average Time (ms)	656
Date	25-Jul
Average Time (ms)	597
Date	26-Jul
Average Time (ms)	640
Date	27-Jul
Average Time (ms)	639
Date	28-Jul
Average Time (ms)	797
Date	29-Jul
Average Time (ms)	536
Date	30-Jul
Average Time (ms)	424
Date	31-Jul
Average Time (ms)	753

August 2023	
Date	01-Aug
Average Time (ms)	800
Date	02-Aug
Average Time (ms)	730
Date	03-Aug
Average Time (ms)	670
Date	04-Aug
Average Time (ms)	795
Date	05-Aug
Average Time (ms)	498
Date	06-Aug
Average Time (ms)	457
Date	07-Aug
Average Time (ms)	743
Date	08-Aug
Average Time (ms)	923
Date	09-Aug
Average Time (ms)	625
Date	10-Aug
Average Time (ms)	553
Date	11-Aug
Average Time (ms)	624
Date	12-Aug
Average Time (ms)	462
Date	13-Aug
Average Time (ms)	463
Date	14-Aug
Average Time (ms)	586
Date	15-Aug
Average Time (ms)	573
Date	16-Aug
Average Time (ms)	555
Date	17-Aug
Average Time (ms)	544
Date	18-Aug
Average Time (ms)	577
Date	19-Aug
Average Time (ms)	478
Date	20-Aug
Average Time (ms)	456
Date	21-Aug
Average Time (ms)	589
Date	22-Aug
Average Time (ms)	584
Date	23-Aug
Average Time (ms)	529
Date	24-Aug
Average Time (ms)	528
Date	25-Aug
Average Time (ms)	651
Date	26-Aug
Average Time (ms)	494
Date	27-Aug
Average Time (ms)	467
Date	28-Aug
Average Time (ms)	466
Date	29-Aug
Average Time (ms)	537
Date	30-Aug
Average Time (ms)	592
Date	31-Aug
Average Time (ms)	581

September 2023	
Date	01-Sep
Average Time (ms)	664
Date	02-Sep
Average Time (ms)	480
Date	03-Sep
Average Time (ms)	462
Date	04-Sep
Average Time (ms)	519
Date	05-Sep
Average Time (ms)	524
Date	06-Sep
Average Time (ms)	497
Date	07-Sep
Average Time (ms)	526
Date	08-Sep
Average Time (ms)	576
Date	09-Sep
Average Time (ms)	485
Date	10-Sep
Average Time (ms)	517
Date	11-Sep
Average Time (ms)	497
Date	12-Sep
Average Time (ms)	543
Date	13-Sep
Average Time (ms)	517
Date	14-Sep
Average Time (ms)	524
Date	15-Sep
Average Time (ms)	658
Date	16-Sep
Average Time (ms)	458
Date	17-Sep
Average Time (ms)	440
Date	18-Sep
Average Time (ms)	502
Date	19-Sep
Average Time (ms)	509
Date	20-Sep
Average Time (ms)	523
Date	21-Sep
Average Time (ms)	495
Date	22-Sep
Average Time (ms)	539
Date	23-Sep
Average Time (ms)	468
Date	24-Sep
Average Time (ms)	457
Date	25-Sep
Average Time (ms)	532
Date	26-Sep
Average Time (ms)	542
Date	27-Sep
Average Time (ms)	496
Date	28-Sep
Average Time (ms)	562
Date	29-Sep
Average Time (ms)	771
Date	30-Sep
Average Time (ms)	585

Open Banking Dedicated Interface Performance

The daily error rate of the open banking dedicated interface is calculated as the proportion unsuccessful calls from any third party out of the total number of requests received each day.



July 2023	
Date	01-Jul
Daily error Rate (%)	0.01%
Date	02-Jul
Daily error Rate (%)	0.02%
Date	03-Jul
Daily error Rate (%)	0.02%
Date	04-Jul
Daily error Rate (%)	0.03%
Date	05-Jul
Daily error Rate (%)	0.03%
Date	06-Jul
Daily error Rate (%)	0.55%
Date	07-Jul
Daily error Rate (%)	8.48%
Date	08-Jul
Daily error Rate (%)	0.01%
Date	09-Jul
Daily error Rate (%)	0.01%
Date	10-Jul
Daily error Rate (%)	0.02%
Date	11-Jul
Daily error Rate (%)	0.02%
Date	12-Jul
Daily error Rate (%)	0.02%
Date	13-Jul
Daily error Rate (%)	0.02%
Date	14-Jul
Daily error Rate (%)	0.06%
Date	15-Jul
Daily error Rate (%)	0.03%
Date	16-Jul
Daily error Rate (%)	0.01%
Date	17-Jul
Daily error Rate (%)	0.03%
Date	18-Jul
Daily error Rate (%)	6.13%
Date	19-Jul
Daily error Rate (%)	0.02%
Date	20-Jul
Daily error Rate (%)	0.02%
Date	21-Jul
Daily error Rate (%)	0.02%
Date	22-Jul
Daily error Rate (%)	0.01%
Date	23-Jul
Daily error Rate (%)	0.03%
Date	24-Jul
Daily error Rate (%)	0.02%
Date	25-Jul
Daily error Rate (%)	0.02%
Date	26-Jul
Daily error Rate (%)	0.01%
Date	27-Jul
Daily error Rate (%)	0.03%
Date	28-Jul
Daily error Rate (%)	0.03%
Date	29-Jul
Daily error Rate (%)	0.04%
Date	30-Jul
Daily error Rate (%)	0.02%
Date	31-Jul
Daily error Rate (%)	0.30%

August 2023	
Date	01-Aug
Daily error Rate (%)	0.02%
Date	02-Aug
Daily error Rate (%)	0.02%
Date	03-Aug
Daily error Rate (%)	0.38%
Date	04-Aug
Daily error Rate (%)	0.01%
Date	05-Aug
Daily error Rate (%)	0.01%
Date	06-Aug
Daily error Rate (%)	0.01%
Date	07-Aug
Daily error Rate (%)	0.02%
Date	08-Aug
Daily error Rate (%)	0.03%
Date	09-Aug
Daily error Rate (%)	3.17%
Date	10-Aug
Daily error Rate (%)	0.02%
Date	11-Aug
Daily error Rate (%)	0.02%
Date	12-Aug
Daily error Rate (%)	0.01%
Date	13-Aug
Daily error Rate (%)	0.09%
Date	14-Aug
Daily error Rate (%)	0.06%
Date	15-Aug
Daily error Rate (%)	0.02%
Date	16-Aug
Daily error Rate (%)	0.01%
Date	17-Aug
Daily error Rate (%)	0.01%
Date	18-Aug
Daily error Rate (%)	0.01%
Date	19-Aug
Daily error Rate (%)	0.02%
Date	20-Aug
Daily error Rate (%)	0.01%
Date	21-Aug
Daily error Rate (%)	0.02%
Date	22-Aug
Daily error Rate (%)	0.02%
Date	23-Aug
Daily error Rate (%)	0.05%
Date	24-Aug
Daily error Rate (%)	0.01%
Date	25-Aug
Daily error Rate (%)	0.01%
Date	26-Aug
Daily error Rate (%)	0.01%
Date	27-Aug
Daily error Rate (%)	0.02%
Date	28-Aug
Daily error Rate (%)	0.01%
Date	29-Aug
Daily error Rate (%)	0.02%
Date	30-Aug
Daily error Rate (%)	0.07%
Date	31-Aug
Daily error Rate (%)	0.01%

September 2023	
Date	01-Sep
Daily error Rate (%)	0.02%
Date	02-Sep
Daily error Rate (%)	0.02%
Date	03-Sep
Daily error Rate (%)	0.01%
Date	04-Sep
Daily error Rate (%)	0.01%
Date	05-Sep
Daily error Rate (%)	0.02%
Date	06-Sep
Daily error Rate (%)	0.04%
Date	07-Sep
Daily error Rate (%)	0.25%
Date	08-Sep
Daily error Rate (%)	0.11%
Date	09-Sep
Daily error Rate (%)	0.01%
Date	10-Sep
Daily error Rate (%)	0.01%
Date	11-Sep
Daily error Rate (%)	0.01%
Date	12-Sep
Daily error Rate (%)	0.01%
Date	13-Sep
Daily error Rate (%)	0.01%
Date	14-Sep
Daily error Rate (%)	0.10%
Date	15-Sep
Daily error Rate (%)	0.02%
Date	16-Sep
Daily error Rate (%)	0.01%
Date	17-Sep
Daily error Rate (%)	0.01%
Date	18-Sep
Daily error Rate (%)	0.01%
Date	19-Sep
Daily error Rate (%)	0.01%
Date	20-Sep
Daily error Rate (%)	0.01%
Date	21-Sep
Daily error Rate (%)	0.01%
Date	22-Sep
Daily error Rate (%)	0.01%
Date	23-Sep
Daily error Rate (%)	0.01%
Date	24-Sep
Daily error Rate (%)	0.01%
Date	25-Sep
Daily error Rate (%)	0.01%
Date	26-Sep
Daily error Rate (%)	0.03%
Date	27-Sep
Daily error Rate (%)	0.04%
Date	28-Sep
Daily error Rate (%)	0.25%
Date	29-Sep
Daily error Rate (%)	0.03%
Date	30-Sep
Daily error Rate (%)	0.04%

